



WHEELS


ROUES



RÄDER







10-3800kg | Load Capacity
Capacité de Charge
Höchstbelastung



[INDEX]



HEAT RESISTANT WHEELS	
	
BBC +250°	RAR
PAGE-1	



CAST IRON WHEELS	
	
DDB	DDB Holed - Perforè Gelocht
PAGE-2	


CAST IRON WHEELS	
	
DDS	DDR
PAGE-3	



POLYAMIDE WHEELS	
	
PPB Spherical - Sphère Spähre	PPB
PAGE-4	


POLYAMIDE WHEELS	
	
PPS	RPB
PAGE-5	



POLYAMIDE WHEELS	
	
RNB	NNB
PAGE-6	



POLYAMIDE WHEELS	
	
RPS	RPR
PAGE-7	



POLYAMIDE WHEELS	
	
RPR	
PAGE-8	



POLYPROPYLENE WHEELS	
	
MMB Spherical - Sphère Spähre	MMB
PAGE-9	



POLYPROPYLENE WHEELS	
	
MMB	
PAGE-10	



POLYPROPYLENE WHEELS	
	
MMS	RMB
PAGE-11	



POLYPROPYLENE WHEELS	
	
RMR	RMS
PAGE-12	



POLYURETHANE WHEELS ON CAST IRON	
	
DOR	DOR
PAGE-13	

POLYURETHANE WHEELS ON CAST IRON	
	
D2OR	DOR
PAGE-14	




RUBBER WHEELS ON CAST IRON	
	
DVB	DVS
PAGE-15	


RUBBER WHEELS ON CAST IRON	
	
DYR	DYR
PAGE-16	



RUBBER WHEELS ON CAST IRON	
	
DLR	DLR
PAGE-17	



POLYURETHANE ON ALUMINIUM WHEELS	
	
ZOR	Z2OR
PAGE-18	



RUBBER ON ALUMINIUM WHEELS	
	
ZYR	ZER
PAGE-19	


PVC TREAD WHEELS		
		
PCB Spherical - Sphère Spähre	PCB	PCM
PAGE-20		



PVC TREAD WHEELS	
	
HCB	PCR
PAGE-21	



POLYAMIDE ON POLYURETHANE WHEELS	
	
PUB	PUB
PAGE-22	

POLYAMIDE ON POLYURETHANE WHEELS	
	
PUB	PUB
PAGE-23	

POLYAMIDE ON POLYURETHANE WHEELS	
	
PUS	PUS
PAGE-24	

POLYAMIDE ON POLYURETHANE WHEELS	
	
PUS	
PAGE-25	



POLYAMIDE ON POLYURETHANE WHEELS	
	
PUR	PUR
PAGE-26	



POLYAMIDE ON POLYURETHANE WHEELS	
	
PUR	POR
PAGE-27	



MARKET WHEELS		
		
P3UR	P4UR	MLR
PAGE-28		


ELASTIC KAMALON WHEELS	
	
KOR	K2OR
PAGE-29	



ELASTIC KAMALON WHEELS	
	
KER	KYR
PAGE-30	



HEAVY DUTY KAMALON WHEELS	
	
KUR	K2UR
PAGE-31	


HEAVY DUTY KAMALON WHEELS	
	
KPR	K2PR
PAGE-32	



WHEELS WITH VULCANIZED RUBBER TREAD ON POLYAMIDE	
	
PYB	PYS
PAGE-33	



WHEELS WITH VULCANIZED RUBBER TREAD ON POLYAMIDE

PYR
PAGE-34



WHEELS WITH BLUE RUBBER TREAD ON POLYAMIDE	
	
PRB	PRS
PAGE-35	



WHEELS WITH THERMOELASTIC RUBBER ON REINFORCED THERMOELASTIC	
	
CTB	CTS
PAGE-36	


WHEELS WITH THERMOELASTIC RUBBER ON REINFORCED THERMOELASTIC

CTR
PAGE-37

WHEELS WITH THERMOELASTIC RUBBER ON POLYPROPYLENE	
	
MTB Spherical - Sphère Spähre	MTB
PAGE-38	

WHEELS WITH THERMOELASTIC RUBBER ON POLYPROPYLENE	
	
MTB (Antistatic - Antistatique Antistatisch)	MTB (Antistatic - Antistatique Antistatisch)
PAGE-39	

WHEELS WITH THERMOELASTIC RUBBER ON POLYPROPYLENE	
	
MTM	MTS
PAGE-40	

WHEELS WITH THERMOELASTIC RUBBER ON POLYPROPYLENE	
	
MTS	MTR
PAGE-41	

WHEELS WITH THERMOELASTIC RUBBER ON POLYPROPYLENE

MTR (Antistatic - Antistatique - Antistatisch)
PAGE-42

WHEELS WITH BLUE RUBBER TREAD ON POLYPROPYLENE



MRP

MRR

MRR

PAGE-43

WHEELS WITH GRAY RUBBER ON POLYPROPYLENE



MER

PAGE-44

WHEELS WITH GRAY RUBBER ON POLYPROPYLENE



MEB

MES

PAGE-45

WHEELS WITH BLACK RUBBER ON POLYPROPYLENE



MLB

MLB

MLP

PAGE-46

WHEELS WITH BLACK RUBBER ON POLYPROPYLENE



MLS

MLR

PAGE-47


WHEELS WITH BLACK RUBBER ON POLYAMIDE



PLB

PAGE-48

RUBBER WHEELS ON STEEL RIMS



SLP

SLP

PAGE-49

RUBBER WHEELS ON STEEL RIMS




SLP

SLP

PAGE-50

RUBBER WHEELS ON STEEL RIMS



SLS

SLS

PAGE-51

RUBBER WHEELS ON STEEL RIMS



SLS

SLS

PAGE-52


RUBBER WHEELS ON STEEL RIMS



SLR

PAGE-53

GRAY RUBBER WHEELS ON STEEL RIMS



SEP

SEP

PAGE-54

GRAY RUBBER WHEELS ON STEEL RIMS



SEP

SES

PAGE-55

GRAY RUBBER WHEELS ON STEEL RIMS



SES

SES

SER

PAGE-56

SEMI-PNEUMATIC WHEELS








MSB


MGB



MSS



PAGE-57



SEMI-PNEUMATIC WHEELS		
		
MGS	MSR	MGR
PAGE-58		

WHEEL WITH SEMI-PNEUMATIC RUBBER ON STEEL RIMS		
		
SSB	SGB	SSS
PAGE-59		




WHEEL WITH SEMI-PNEUMATIC RUBBER ON STEEL RIMS

SGS
PAGE-60

PNEUMATIC WHEELS	
	
MHP	MHS
PAGE-61	

PNEUMATIC WHEELS	
	
MHR	MHP-Ü
PAGE-62	

PNEUMATIC WHEELS	
	
MGP-Ü	MHS-Ü
PAGE-63	

PNEUMATIC WHEELS	
	
MGS-Ü	MHR-Ü
PAGE-64	

PNEUMATIC WHEELS		
		
MGR-Ü	MHR	MHR
PAGE-65		


WHEEL WITH PNEUMATIC RUBBER ON STEEL RIMS		
		
SH	SH	SHB
PAGE-66		

WHEEL WITH PNEUMATIC RUBBER ON STEEL RIMS	
	
SHS	SHR
PAGE-67	

WHEEL WITH PNEUMATIC RUBBER ON STEEL RIMS



SHR
PAGE-68

WHEEL WITH PNEUMATIC RUBBER ON STEEL RIMS		
		
SHR	SH-Ü	SHB-Ü
PAGE-69		

WHEEL WITH PNEUMATIC RUBBER ON STEEL RIMS	
	
SHS-Ü	SGS-Ü
PAGE-70	

WHEEL WITH PNEUMATIC RUBBER ON STEEL RIMS

SHR-Ü
PAGE-71

REINFORCED THERMO ELASTIC WHEELS	
	
CPR	C2UR
PAGE-72	

CASTOR CODING SYSTEM

D	2	0	R	100
TYPE	TREAD TYPE	TYRE FORM TYPE	BEARING TYPE	WHEEL DIAMETER (Ømm)
A POLYAMIDE	1 U PROFILED TREAD (F14-MARKET TYPE)	A POLYAMIDE	A	028
B HEAT RESISTANT BAKALITE	2 RADIUS (OVAL) TREAD TYPE	B HEAT RESISTANT BAKALITE	B PLAIN BEARING	032
C REINFORCED THERMOPLASTIC	3 THREE-CHANNEL TREAD FORM (MARKET TYPE)	C PLASTIC (P.V.C.)	C HEAT RESISTANT PLAIN BEARING	038
D CAST IRON	4 U PROFILED CAMBERED BODY (F16-MARKET TYPE)	D CAST IRON	D IRON PLAIN BEARING	040
E		E GRAY RUBBER	E	055
F POLYAMIDE 6 LOG		F POLYAMIDE 6 LOG	F	064
G		G SEMI-PNEUMATIC AND GRAY PNEUMATIC RUBBER	G	075
H POLYCARBONATE		H PNEUMATIC RUBBER	H	080
I		I	I	085
K KAMALON		K KAMALON	K	100
L		L BLACK RUBBER	L	125
M POLYPROPYLENE		M POLYPROPYLENE	M BALL BEARING	130
N REINFORCED PA 6		N REINFORCED PA 6	N	140
O		O CAST POLYURETHANE	O	150
P POLYAMIDE 6		P POLYAMIDE 6	P PLAIN BEARING (POLYAMIDE)	160
R HEAVY DUTY		R BLUE RUBBER	R PRECISION BALL BEARING	170
S STEEL RIMS		S SEMI PNEUMATIC RUBBER	S ROLLER BEARING	180
T		T THERMOELASTIC RUBBER	T	200
U		U INJECTION PRESSURE POLYURETHANE	U	220
V		V VULCANIZED RUBBER	V	250
Y		Y VULCANIZED RUBBER (HEAVY DUTY)	Y	260
Z HARD ALUMINIUM		Z	Z	270
				280
				300
				350
				380
				400
				500

SYSTEME DE CODAGE DE ROULETTES

D	2	O	R	100
TYPE DU CORPS	TYPE DE BANDAGE	MATERIEL DE BANDAGE	TYPE DE ROULEMENT	DIAMETRE DE LA ROUE (Ømm)
A POLYAMIDE	1 BANDAGE EN PROFILE U (F14-CHARIOT)	A POLYAMIDE	A	028
B BAKELITE RESISTANTE A LA CHALEUR	2 TYPE DE BANDAGE AU RAYON PROFOND (L'OVALE)	B BAKELITE RESISTANTE A LA CHALEUR	B ROULEMENT DE DOUILLE INTEGREE	032
C PP RENFORCE	3 FORME BANDAGE A 3 CANAUX (TYPE CHARIOT)	C PLASTIQUE (P.V.C.)	C DOUILLE RESISTANTE A LA CHALEUR	038
D FONTE (MOULAGE)	4 CORPS BOMBE DE PROFILE U (F16 TYPE CHARIOT)	D FONTE (MOULAGE)	D DOUILLE EN FER	040
E		E CAOUTCHOU GRIS	E	055
F 6 BRANCHE POLYAMIDE		F 6 BRANCHE POLYAMIDE	F	064
G		G SEMI-GONFLABLE FLASQUES TOILE ET ROUES GONFLABLES GRIS	G	075
H POLYCARBONATE		H CAOUTCHOU PNEUMATIQUE	H	080
I		I	I	085
K KAMALON		K KAMALON	K	100
L		L CAOUTCHOU NOIR	L	125
M POLYPROPYLENE		M POLYPROPYLENE	M ROULEMENT A BILLES ALIGNEES	130
N PA 6 RENFORCE		N PA 6 RENFORCE	N	140
O		O POLYURETHANE DE FONTE	O	150
P POLYAMIDE 6		P POLYAMIDE 6	P ROULEMENT A DOUILLE POLYAMIDE	160
R TYPDE LOURD		R CAOUTCHOU BLEU	R PALIER A ROULEMENT A BILLES	170
S TÔLE		S CAOUTCHOU SEMI-PNEUMATIQUE (DUPLIX)	S ROULEMENT A ROULEAUX	180
T		T CAOUTCHOU THERMOELASTIQUE	T	200
U		U POLYURETHANE PRESSE D'INJECTION	U	220
V		V CAOUTCHOU VULCANISE	V	250
Y		Y CAOUTCHOU VULCANISE DE TYPE LOURD	Y	260
Z ALLIAGE D'ALUMINIUM		Z	Z	270
				280
				300
				350
				380
				400
				500

ROLLEN-CODIERUNGSSYSTEM

D ↓ RUMPFART	2 ↓ LAUFLÄCHE	O ↓ MATERIAL LAUFLÄCHE	R ↓ LAGERUNG	100 ↓ RADDURCHMESSER (Ømm)
A Polyamid	1 RÜCKEN MIT U PROFIL (F-14 SUPERMARKT)	A Polyamid	A	028
B Hitzebeständiger Bakalit	2 MIT TIEFER RADIUS (OVALER) RÜCKENART	B Hitzebeständiger Bakalit	B integrierter Gleitlager	032
C Verstärkter PP	3 RÜCKENFORM MIT DREI KANÄLE (SUPERMARKTART)	C Kunststoff (PVC)	C Hitzebeständiger Gleitlager	038
D Gusseisen	4 INNEN MIT U FORM GEWÖLBTER RUMPF (F-16 SUPERMARKT)	D Gusseisen	D Eisenbuchse	040
E		E Grauer Gummireifen	E	050
F Vollpolyamid 6		F Vollpolyamid 6	F	055
G		G Semipneumatische und Pneumatische grobe Reifen	G	064
H Polycarbonate		H Pneumatischer Reifen	H	075
I		I	I	080
K Kamalon		K KAMALON	K	085
L		L Schwarzer Gummireifen	L	100
M Polypropylen		M Polypropylen	M Kugellager	125
N Verstärkte Polyamid 6		N Verstärkte Polyamid 6	N	130
O		O Polyurethanguss	O	140
P Polyamid 6		P Polyamid 6	P Polyamid-Gleitlager	150
R Schwerlast		R Blauer Gummireifen	R Kugellager	160
S Blech		S Halbpneumatischer Reifen	S Rollenlagerung	170
T		T Thermoelastischer Reifen	T	180
U		U Polyurethan Injektionsdruck	U	200
V		V Vulkanisierter Reifen	V	220
Y		Y Für Schwerlast	Y	250
Z Aluminiumlegierung		Z	Z	260
				270
				280
				300
				350
				380
				400
				500

HEAT RESISTANT WHEELS



BBC			EN : WHEEL CENTER AND TREAD ARE HEAT RESISTANT BAKALITE WITH PLAIN BEARING FR : POLYESTER FIBRE DE VERRE, ROUE À ROULEMENT EN LAITON GR : RAD MIT GLASFASER POLYESTER MESSING BUCHSE					
CODE NO	WHEEL NAME		mm	mm	mm	mm	kg	kg
50-002	80x25	BBC	80	30	35	12	0.251	100
50-004	80x30	BBC	80	30	40	12	0.295	110
50-418	100x30	BBC	100	30	35	12	0.270	125
50-420	100x35	BBC	100	35	50	15	0.280	150
70-50-018	125x40	BBC	125	40	50	20	0.531	200
70-50-019	150x45	BBC	150	45	50	20	0.845	300
70-50-020	200x50	BBC	200	50	57	20	1.590	500

BODY : (B) HEAT RESISTANT BAKALITE
TREAD : (B) HEAT RESISTANT BAKALITE
BEARING : (C) HEAT RESISTANT PLAIN BEARING

GROUND TEMP. : HARD, PLAIN AND SMOOTH (EPOXY, SMOOTH CONCRETE)
TEMP. : -30C° / +250C°
FEATURE : LOW PROPULSION RESISTANCE + RESISTANCE TO HEAT



RAR			EN : HEAVY DUTY, REINFORCED POLYAMIDE WHEEL, BALL-BEARING FR : ROUE AVEC ROULEMENT POLYAMIDE RENFORCÉ DE TYPE LOURD GR : SCHWERTYP VERSTÄRKTER RAD MIT POLYAMIDLAGER MIT LAGER					
CODE NO	WHEEL NAME		mm	mm	mm	mm	kg	kg
50-717	125x40	RAR	125	40	45	15	0.355	400
50-684	150x50	RAR	150	50	46	17	0.840	500
50-718	200x50	RAR	200	50	56	20	1.390	800

BODY : (R) HEAVY DUTY POLYAMIDE (PA66)
TREAD : (A) HEAVY DUTY POLYAMIDE (PA66)
BEARING : (R) BALL BEARING

GROUND TEMP. : HARD, PLAIN AND SMOOTH (EPOXY, SMOOTH CONCRETE)
TEMP. : -30C° / +130C°
FEATURE : LOW PROPULSION RESISTANCE + RESISTANCE TO HEAT



DDB			EN : WHEEL CENTER AND TREAD ARE CAST IRON PLAIN BEARING FR : ROULEMENT À PALIER INTÉGRÉ DE FONTE GRISE GR : GRAUGUSS RAD MIT EIGENBUCHSE					
CODE NO	WHEEL NAME		mm	mm	mm	mm	kg	kg
50-719	55x25	DDB	55	25	29	12	0.285	150
50-054	80x30	DDB	80	30	40	12	0.660	200
50-055	100x35	DDB	100	35	50	15	1.050	400
50-056	125x40	DDB	125	40	50	20	1.635	500
50-057	150x45	DDB	150	45	50	20	2.355	800
50-467	150x45	DDB REINFORCED	150	45	50	20	3.100	1000
50-701	150x50	DDB	150	50	50	20	3.300	900
50-171	170x45	DDB	170	45	50	20	3.330	900
50-058	200x50	DDB	200	50	59	20	4.475	1100
50-499	250x50	DDB	250	50	65	25	9.375	1300

BODY : (D) CAST IRON (GG22)
TREAD : (D) CAST IRON (GG22)
BEARING : (B) PLAIN BEARING

GROUND : HARD SMOOTH GROUNDS (RAIL, STEEL, U PROFILE)
TEMP. : -30C° / +500C°
FEATURE : RESISTANT TO HIGH TEMPERATURE + LOW PROPULSION
 RESISTANCE + CHEMICAL RESISTANCE



**Holed
Perforè
Gelocht**

DDB			EN : WHEEL CENTER AND TREAD ARE CAST IRON PLAIN BEARING FR : ROULEMENT À PALIER INTÉGRÉ DE FONTE GRISE GR : GRAUGUSS RAD MIT EIGENBUCHSE					
CODE NO	WHEEL NAME		mm	mm	mm	mm	kg	kg
50-660	80x25	DDB	80	30	35	12	0.600	200
50-637	80x25	DDB 3 Levers	80	25	35	12	0.563	200
50-661	100x30	DDB	100	30	35	12	0.800	250
50-288	125x35	DDB	125	35	45	15	1.400	400

BODY : (D) CAST IRON (GG22)
TREAD : (D) CAST IRON (GG22)
BEARING : (B) PLAIN BEARING

GROUND : HARD SMOOTH GROUNDS (RAIL, STEEL, U PROFILE)
TEMP. : -30C° / +500C°
FEATURE : RESISTANT TO HIGH TEMPERATURE + LOW PROPULSION
 RESISTANCE + CHEMICAL RESISTANCE

CAST IRON WHEELS



DDR			EN : CAST IRON WITH BALL BEARING FR : ROUE AU ROULEMENT DE FONTE GRISE GR : RAD AUS GRAUGUSS MIT LAGER					
CODE NO	WHEEL NAME		mm	mm	mm	mm	kg	kg
50-524	100x35	DDR	100	35	40	15	1.115	400
50-180	125x40	DDR	125	40	45	15	1.945	500
50-182	150x45	DDR	150	45	45	17	2.730	800
50-079	200x50x20	DDR	200	50	56	20	5.270	1100
50-495	200x50x25	DDR	200	50	56	25	5.270	1100
50-426	250x50	DDR	250	50	60	25	9.240	1300

BODY : (D) CAST IRON (GG22)
TREAD : (D) CAST IRON (GG22)
BEARING : (R) BALL BEARING

GROUND : HARD SMOOTH GROUNDS (RAIL, STEEL, U PROFILE)
TEMP. : -30C° / +300C°
FEATURE : RESISTANT TO HIGH TEMPERATURE + LOW PROPULSION RESISTANCE + CHEMICAL RESISTANCE



DDS			EN : CAST IRON WITH ROLLER BEARING FR : ROULEMENT À ROULEAUX DE FONTE GRISE GR : GUSSEISEN RÄDER MIT SPULE					
CODE NO	WHEEL NAME		mm	mm	mm	mm	kg	kg
50-064	100x35	DDS	100	35	50	15	1.330	250
50-065	125x40	DDS	125	40	50	20	1.990	300
50-066	150x45	DDS	150	45	50	20	2.730	500
50-067	200x50	DDS	200	50	59	20	4.840	600
50-500	250x50	DDS	250	50	65	25	8.621	1100

BODY : (D) CAST IRON (GG22)
TREAD : (D) CAST IRON (GG22)
BEARING : (S) ROLLER BEARING

GROUND : HARD SMOOTH GROUNDS (RAIL, STEEL, U PROFILE)
TEMP. : -20C° / +350C°
FEATURE : RESISTANT TO HIGH TEMPERATURE + LOW PROPULSION RESISTANCE + CHEMICAL RESISTANCE



Spherical
Sphère
Spähre

PPB		EN : POLYAMIDE WHEEL WITH PLAIN BEARING FR : ROULEMENT À DOUILLE POLYAMIDE GR : POLYAMID RAD MIT GLEITLAGER				
CODE NO	WHEEL NAME	mm	mm	mm	kg	kg
21-127	Ø40 PPB	40	40	6	0.029	38
21-144	Ø50 PPB	50	50	8	0.064	40

BODY : (P) POLYAMIDE (PA6) **GROUND** : HARD SMOOTH GROUNDS (PLAIN CONCRETE, EPOXY, GRANITE ETC.)
TREAD : (P) POLYAMIDE (PA6) **TEMP.** : -15C° / +80C°
BEARING : (B) PLAIN BEARING **FEATURE** : LOW PROPULSION RESISTANCE + CHEMICAL RESISTANCE + DECORATIVE APPEARANCE



PPB		EN : POLYAMIDE WHEEL WITH PLAIN BEARING FR : ROULEMENT À DOUILLE POLYAMIDE GR : POLYAMID RAD MIT GLEITLAGER					
CODE NO	WHEEL NAME	mm	mm	mm	mm	kg	kg
21-122	28x14 PPB	28	14	15	5	0.005	15
21-121	32x14 PPB	32	14	15	5	0.010	20
21-120	38x14 PPB	38	14	15	5	0.010	25
21-101	50x20 PPB	50	20	22	6	0.018	40
21-142	50x20x8 PPB	50	20	22	8	0.017	40
21-131	64x30 PPB	64	30	35	12	0.064	120
21-104	75x25 PPB	75	25	27	10	0.047	70
21-240	80x25 PPB	80	30	35	12	0.085	120
21-139	80x30 PPB	80	30	40	12	0.091	130
21-105	100x25 PPB	100	25	27	12	0.100	90
21-225	100x30 PPB	100	30	35	12	0.115	130
21-107	100x35 PPB	100	35	50	15	0.160	170
21-106	125x30 PPB	125	30	35	12	0.155	130
21-242	125x37.5 PPB	125	37.5	45	15	0.251	170
21-108	125x40 PPB	125	40	50	20	0.275	200
50-168	140x37.5 PPB	140	37.5	45	15	0.351	180
21-227	150x40 PPB	150	40	45	15	0.310	200
21-109	150x45 PPB	150	45	50	20	0.415	280
21-246	160x40 PPB	160	40	59	20	0.465	240
21-129	170x45 PPB	170	45	50	20	0.480	270
21-229	180x45 PPB	180	45	59	20	0.515	260
21-231	200x50 PPB	200	50	59	20	0.691	320

BODY : (P) POLYAMIDE (PA6) **GROUND** : HARD SMOOTH GROUNDS (PLAIN CONCRETE, EPOXY, GRANITE ETC.)
TREAD : (P) POLYAMIDE (PA6) **TEMP.** : -15C° / +80C°
BEARING : (B) PLAIN BEARING **FEATURE** : LOW PROPULSION RESISTANCE + CHEMICAL RESISTANCE + DECORATIVE APPEARANCE

*OPTIONAL: STAINLESS INNER PIPES CAN BE PRODUCED AGAINST CORROSION IN HUMID, VAPORIZED AND AQUEOUS ENVIRONMENTS THAT CREATE EXCESSIVE CORROSION EFFECT

POLYAMIDE WHEELS



PPS		EN : POLYAMIDE WHEEL WITH ROLLER BEARING FR : ROULEMENT A ROULEAUX POLYAMIDES GR : POLYAMID SPULENRÄDER MIT EIGENBUCHSE							
CODE NO	WHEEL NAME								
		mm	mm	mm	mm	kg	kg	kg	kg
50-581	80x25 PPS INOX	80	30	35	12	0.125	110		
50-229	80x25 PPS	80	30	35	12	0.125	110		
50-517	100x30 PPS INOX	100	30	35	12	0.135	120		
50-230	100x30 PPS	100	30	35	12	0.135	120		
50-511	125x37.5 PPS INOX	125	37.5	45	15	0.265	160		
50-231	125x37.5 PPS	125	37.5	45	15	0.265	160		
50-232	140x37.5 PPS	140	37.5	45	15	0.420	160		
50-580	150x40 PPS INOX	150	40	45	15	0.327	185		
50-233	150x40 PPS	150	40	45	15	0.327	185		
50-234	160x40 PPS	160	40	59	20	0.465	225		
50-235	180x45 PPS	180	45	59	20	0.600	245		
50-236	200x50 PPS	200	50	59	20	0.785	265		

BODY : (P) POLYAMIDE (PA6) **GROUND** : HARD SMOOTH GROUNDS (PLAIN CONCRETE, EPOXY, GRANITE ETC.)
TREAD : (P) POLYAMIDE (PA6) **TEMP.** : -15C° / +80C°
BEARING : (S) ROLLER BEARING **FEATURE** : LOW PROPULSION RESISTANCE + CHEMICAL RESISTANCE



RPB		EN : REINFORCED POLYAMIDE WITH POLYAMIDE TREAD PLAIN BEARING FR : ROUE POLYAMIDE DE TYPE LOURD AVEC PALIER INTÉGRÉ GR : SCHWERLAST POLYAMIDRÄDER MIT EIGENBUCHSE							
CODE NO	WHEEL NAME								
		mm	mm	mm	mm	kg	kg	kg	kg
21-147	55x25 RPB	55	25	29	12	0.039	150		
21-111	80x30 RPB	80	30	40	12	0.123	230		
21-112	100x35 RPB	100	35	50	15	0.195	400		
21-113	125x40 RPB	125	40	50	20	0.340	500		
21-114	150x45 RPB	150	45	50	20	0.554	600		
21-128	170x45 RPB	170	45	50	20	0.626	700		
21-115	200x50 RPB	200	50	59	20	0.837	900		

BODY : (R) HEAVY DUTY POLYAMIDE (PA6) **GROUND** : HARD SMOOTH GROUNDS (PLAIN CONCRETE, EPOXY, GRANITE ETC.)
TREAD : (P) POLYAMIDE (PA6) **TEMP.** : -15C° / +80C°
BEARING : (B) PLAIN BEARING **FEATURE** : LOW PROPULSION RESISTANCE + CHEMICAL RESISTANCE

*OPTIONAL: STAINLESS ROLLER BEARING CAN BE PRODUCED AGAINST CORROSION IN HUMID, VAPORIZED AND AQUEOUS ENVIRONMENTS THAT CREATE EXCESSIVE CORROSION EFFECT



RNB			EN : HEAVY DUTY, REINFORCED POLYAMIDE WHEEL, PLAIN-BEARING FR : ROUE POLYAMIDE DE TYPE LOURD AVEC PALIER INTEGRE GR : SCHWERTYP POLYAMIDRÄDER MIT EIGENBUCHSE					
CODE NO	WHEEL NAME		mm	mm	mm	mm	kg	kg
21-103	80x30	RNB	80	30	40	12	0.125	150
21-116	100x35	RNB	100	35	50	15	0.195	200
21-117	125x40	RNB	125	40	50	20	0.390	350
21-143	150x45	RNB	150	45	50	20	0.685	400
21-119	200x50	RNB	200	50	59	20	0.985	600

BODY : (R) HEAVY DUTY REINFORCED POLYAMIDE **GROUND** : HARD, PLAIN AND SMOOTH (EPOXY, SMOOTH CONCRETE)
TREAD : (N) REINFORCED POLYAMIDE **TEMP.** : -30C° / +130C°
BEARING : (B) PLAIN BEARING **FEATURE** : LOW PROPULSION RESISTANCE + RESISTANCE TO HEAT



NNB			EN : REINFORCED POLYAMIDE WHEEL, PLAIN-BEARING FR : ROUE AVEC ROULEMENT POLYAMIDE RENFORCE GR : VERSTÄRKTER RAD MIT POLYAMIDLAGER MIT EIGENBUCHSE					
CODE NO	WHEEL NAME		mm	mm	mm	mm	kg	kg
21-132	80x25	NNB	80	30	35	12	0.100	120
21-133	100x30	NNB	100	30	35	12	0.150	140
21-140	125x37.5	NNB	125	37.5	45	15	0.230	170
21-141	150x40	NNB	150	40	45	15	0.354	200
21-146	160x40	NNB	160	40	59	20	0.404	240
21-153	200x50	NNB	200	50	59	20	0.825	320

BODY : (N) REINFORCED POLYAMIDE **GROUND** : HARD, PLAIN AND SMOOTH (EPOXY, SMOOTH CONCRETE)
TREAD : (N) REINFORCED POLYAMIDE **TEMP.** : -30C° / +130C°
BEARING : (B) PLAIN BEARING **FEATURE** : LOW PROPULSION RESISTANCE + RESISTANCE TO HEAT

*OPTIONAL: STAINLESS ROLLER BEARING CAN BE PRODUCED AGAINST CORROSION IN HUMID, VAPORIZED AND AQUEOUS ENVIRONMENTS THAT CREATE EXCESSIVE CORROSION EFFECT

POLYAMIDE WHEELS



RPS			EN : HEAVY DUTY, POLYAMIDE WHEEL, ROLLER-BEARING FR : ROUE POLYAMIDE DE TYPE LOURD AVEC ROULEAUX GR: SCHWERTYP POLYAMID SPULENRAD					
CODE NO	WHEEL NAME		mm	mm	mm	mm	kg	kg
50-594	80x30	RPS	80	30	39	12	0.170	150
50-028	100x35	RPS	100	35	50	15	0.255	400
50-029	125x40	RPS	125	40	50	20	0.435	500
50-030	150x45	RPS	150	45	50	20	0.650	600
50-586	150x45	RPS INOX	150	45	50	20	0.650	600
50-031	170x45	RPS	170	45	50	20	0.765	700
50-032	200x50	RPS	200	50	59	20	0.950	900
50-593	200x50	RPS INOX	200	50	59	20	0.950	900

BODY : (R) HEAVY DUTY POLYAMIDE (PA6) **GROUND** : HARD, PLAIN AND SMOOTH (EPOXY, SMOOTH CONCRETE)
TREAD : (P) POLYAMIDE (PA6) **TEMP.** : -15°C / +80°C
BEARING : (S) ROLLER BEARING **FEATURE** : LOW PROPULSION RESISTANCE + CHEMICAL RESISTANCE



RPR			EN : REINFORCED POLYAMIDE WITH POLYAMIDE TREAD BALL BEARING FR : ROUE POLYAMIDE DE TYPE LOURD AUX ROULEMENTS GR: SCHWERLAST POLYAMID RADLAGER					
CODE NO	WHEEL NAME		mm	mm	mm	mm	kg	kg
50-584	55x25	RPR	55	25	25	8	0.277	100
50-388	100x35	RPR	100	35	40	15	0.317	400
50-389	125x40x15	RPR	125	40	45	15	0.450	500
50-687	125x40x17	RPR	125	40	45	17	0.450	500
50-390	150x45	RPR	150	45	45	17	0.725	600
50-909	180x45	RPR	180	45	50	20	0.750	750
50-035	200x50x20	RPR	200	50	56	20	1.275	900
50-225	200x50x25	RPR	200	50	56	25	1.275	900
50-531	250x60	RPR	250	60	70	25	1.891	1100
50-532	270x70	RPR	270	70	70	30	2.373	1400

BODY : (R) HEAVY DUTY POLYAMIDE (PA6) **GROUND** : HARD SMOOTH GROUNDS (PLAIN CONCRETE, EPOXY, GRANITE ETC.)
TREAD : (P) POLYAMIDE (PA6) **TEMP.** : -15°C / +80°C
BEARING : (R) BALL BEARING **FEATURE** : LOW PROPULSION RESISTANCE + CHEMICAL RESISTANCE







*OPTIONAL: STAINLESS ROLLER BEARING CAN BE PRODUCED AGAINST CORROSION IN HUMID, VAPORIZED AND AQUEOUS ENVIRONMENTS THAT CREATE EXCESSIVE CORROSION EFFECT



**Transpallet
Transpalette
Transpalet**

RPR

EN : REINFORCED POLYAMIDE WITH POLYAMIDE TREAD BALL BEARING
FR : ROUE POLYAMIDE DE TYPE LOURD AUX ROULEMENTS
GR : SCHWERLAST POLYAMID RADLAGER

CODE NO	WHEEL NAME	 mm	 mm	 mm	 mm	 kg	 kg
50-905	70x60x17 RPR	70	60	60	17	0.345	500
50-904	70x60x20 RPR	70	60	60	20	0.345	500
50-906	70x60x25 RPR	70	60	60	25	0.345	500
50-960	82x70x17 RPR	82	70	70	17	0.510	700
50-955	82x70x20 RPR	82	70	70	20	0.510	700
50-422	85x60x17 RPR	85	60	60	17	0.439	650
50-912	85x60x20 RPR	85	60	60	20	0.439	650
50-913	85x60x25 RPR	85	60	60	25	0.439	650
50-432	85x70x17 RPR	85	70	70	17	0.467	700
50-380	85x70x20 RPR	85	70	70	20	0.520	700
50-433	85x70x25 RPR	85	70	70	25	0.501	700
50-431	85x90x17 RPR	85	90	90	17	0.650	950
50-381	85x90x20 RPR	85	90	90	20	0.650	950
50-434	85x90x25 RPR	85	90	90	25	0.650	950

BODY : (R) HEAVY DUTY POLYAMIDE (PA6) **GROUND** : HARD SMOOTH GROUNDS (PLAIN CONCRETE, EPOXY, GRANITE ETC.)
TREAD : (P) POLYAMIDE (PA6) **TEMP.** : -15C° / +80C°
BEARING : (R) BALL BEARING **FEATURE** : LOW PROPULSION RESISTANCE + CHEMICAL RESISTANCE

*OPTIONAL: STAINLESS ROLLER BEARING CAN BE PRODUCED AGAINST CORROSION IN HUMID, VAPORIZED AND AQUEOUS ENVIRONMENTS THAT CREATE EXCESSIVE CORROSION EFFECT

POLYPROPYLENE WHEELS



Spherical
Sphère
Spähre

MMB		EN : POLYPROPYLENE WHEEL WITH PLAIN BEARING FR : ROULEMENT A DOUILLE POLYPROPYLENE GR : POLYPROPYLEN RAD MIT GLEITLAGER				
CODE NO	WHEEL NAME	mm	mm	mm	kg	kg
21-102	Ø40 MMB	40	40	6	0.025	38

BODY : (M) POLYPROPYLENE
TREAD : (M) POLYPROPYLENE
BEARING : (B) PLAIN BEARING

GROUND TEMP. FEATURE : HARD, PLAIN AND SMOOTH (GRANITE, WOOD, SMOOTH CONCRETE)
: -30C° / +70C°
: CHEMICAL RESISTANCE + DECORATIVE APPEARANCE + RESISTANT IN EXTREMELY COLD ENVIRONMENTS



MMB		EN : POLYPROPYLENE WHEEL WITH PLAIN BEARING FR : ROULEMENT A DOUILLE POLYPROPYLENE GR : POLYPROPYLEN RAD MIT GLEITLAGER					
CODE NO	WHEEL NAME	mm	mm	mm	mm	kg	kg
21-152	28x14 MMB	28	14	15	5	0.004	10
21-151	32x14 MMB	32	14	15	5	0.006	15
21-150	38x14 MMB	38	14	15	5	0.008	20
21-123	50x20 MMB	50	20	22	6	0.014	35
21-134	50x20 MMB 8 Holes	50	20	22	8	0.012	35
21-195	75x25 MMB	75	25	27	10	0.037	45
21-196	100x25 MMB	100	25	27	12	0.075	70
21-197	125x30 MMB	125	30	35	12	0.120	110







BODY : (M) POLYPROPYLENE
TREAD : (M) POLYPROPYLENE
BEARING : (B) PLAIN BEARING

GROUND TEMP. FEATURE : HARD, PLAIN AND SMOOTH (GRANITE, WOOD, SMOOTH CONCRETE)
: -30C° / +70C°
: CHEMICAL RESISTANCE + DECORATIVE APPEARANCE + RESISTANT IN EXTREMELY COLD ENVIRONMENTS



MMB

EN : POLYPROPYLENE WHEEL WITH PLAIN BEARING
FR : ROULEMENT A DOUILLE POLYPROPYLENE
GR : POLYPROPYLEN RAD MIT GLEITLAGER

CODE NO	WHEEL NAME	 mm	 mm	 mm	 mm	 kg	 kg
21-194	64x30 MMB	64	30	42	12	0.050	100
21-239	80x25 MMB	80	30	35	12	0.060	100
21-198	80x30 MMB	80	30	40	12	0.070	100
21-224	100x30 MMB	100	30	35	12	0.085	110
21-199	100x35 MMB	100	35	50	15	0.120	150
21-241	125x37.5 MMB	125	37.5	45	15	0.150	150
21-200	125x40 MMB	125	40	50	20	0.210	170
50-170	140x37.5 MMB	140	37.5	45	15	0.230	160
21-226	150x40 MMB	150	40	45	15	0.235	180
21-201	150x45 MMB	150	45	50	20	0.281	190
21-245	160x40 MMB	160	40	59	20	0.265	220
21-202	170x45 MMB	170	45	50	20	0.375	240
21-228	180x45 MMB	180	45	59	20	0.380	250
21-230	200x50 MMB	200	50	59	20	0.540	280

BODY : (M) POLYPROPYLENE
TREAD : (M) POLYPROPYLENE
BEARING : (B) PLAIN BEARING

GROUND : HARD, PLAIN AND SMOOTH (GRANITE, WOOD, SMOOTH CONCRETE)
TEMP. : -30C° / +70C°
FEATURE : CHEMICAL RESISTANCE + DECORATIVE APPEARANCE + RESISTANT IN EXTREMELY COLD ENVIRONMENTS

POLYPROPYLENE WHEELS



MMS			EN : POLYPROPYLENE WHEEL WITH ROLLER BEARING FR : ROUE POLYPROPYLENE À ROULEAUX GR : POLYPROPYLEN SPULENRAD					
CODE NO	WHEEL NAME		mm	mm	mm	mm	kg	kg
50-573	64x30	MMS	64	30	35	12	0.071	100
50-245	80x25	MMS	80	30	35	12	0.084	100
50-477	80x25	MMS INOX	80	30	35	12	0.084	100
50-246	100x30	MMS	100	30	35	12	0.121	130
50-478	100x30	MMS INOX	100	30	35	12	0.121	130
50-247	125x37.5	MMS	125	37.5	45	15	0.205	150
50-479	125x37.5	MMS INOX	125	37.5	45	15	0.205	150
50-248	140x37.5	MMS	140	37.5	45	15	0.211	160
50-249	150x40	MMS	150	40	45	15	0.261	180
50-480	150x40	MMS INOX	150	40	45	15	0.261	180
50-250	160x40	MMS	160	40	59	20	0.355	220
50-251	180x45	MMS	180	45	59	20	0.468	250
50-252	200x50	MMS	200	50	59	20	0.644	280

BODY : (M) POLYPROPYLENE **GROUND** : HARD, PLAIN AND SMOOTH (GRANITE, WOOD, SMOOTH CONCRETE)
TREAD : (M) POLYPROPYLENE **TEMP.** : -30C° / +70C°
BEARING : (S) ROLLER BEARING **FEATURE** : CHEMICAL RESISTANCE + DECORATIVE APPEARANCE + RESISTANT IN EXTREMELY COLD ENVIRONMENTS









RMB			EN : POLYAMIDE WITH POLYPROPYLENE TREAD PLAIN BEARING FR : ROUE POLYPROPYLENE DE TYPE LOURD AVEC UN PALIER INTÉGRÉ GR : SCHWERLAST POLYPROPYLENRÄDER MIT EIGENBUCHSE					
CODE NO	WHEEL NAME		mm	mm	mm	mm	kg	kg
21-203	55x25	RMB	55	25	29	12	0.030	120
21-204	80x30	RMB	80	30	40	12	0.091	200
21-205	100x35	RMB	100	35	50	15	0.145	300
21-206	125x40	RMB	125	40	50	20	0.260	400
21-207	150x45	RMB	150	45	50	20	0.425	500
21-208	170x45	RMB	170	45	50	20	0.490	600
21-209	200x50	RMB	200	50	59	20	0.625	800

BODY : (R) HEAVY DUTY POLYPROPYLENE **GROUND** : HARD SMOOTH GROUNDS (PLAIN CONCRETE, EPOXY, GRANITE ETC.)
TREAD : (M) POLYPROPYLENE **TEMP.** : -15C° / +80C°
BEARING : (B) PLAIN BEARING **FEATURE** : LOW PROPULSION RESISTANCE + CHEMICAL RESISTANCE







*OPTIONAL: STAINLESS ROLLER BEARING CAN BE PRODUCED AGAINST CORROSION IN HUMID, VAPORIZED AND AQUEOUS ENVIRONMENTS THAT CREATE EXCESSIVE CORROSION EFFECT



RMR			EN : HEAVY DUTY, POLYPROPYLENE WHEEL, BALL-BEARING FR : ROUE POLYPROPYLENE DE TYPE LOURD AVEC ROULEMENTS GR : SCHWERTYP POLYPROPYLEN RADLAGER					
CODE NO	WHEEL NAME		 mm	 mm	 mm	 mm	 kg	 kg
50-353	180x45x20	RMR	180	45	50	20	0.750	600
50-721	180x45x25	RMR	180	45	50	25	0.750	600

BODY : (R) HEAVY DUTY POLYPROPYLENE **GROUND** : HARD SMOOTH GROUNDS (PLAIN CONCRETE, EPOXY, GRANITE ETC.)
TREAD : (M) POLYPROPYLENE **TEMP.** : -15C° / +80C°
BEARING : (R) BALL BEARING **FEATURE** : LOW PROPULSION RESISTANCE + CHEMICAL RESISTANCE



RMS			EN : HEAVY DUTY, POLYPROPYLENE WHEEL, ROLLER-BEARING FR : ROUE POLYPROPYLENE DE TYPE LOURD AVEC ROULEAUX GR : SCHWERTYP POLYPROPYLEN SPULENRAD					
CODE NO	WHEEL NAME		 mm	 mm	 mm	 mm	 kg	 kg
50-088	100x35	RMS	100	35	50	15	0.210	300
50-089	125x40	RMS	125	40	50	20	0.370	400
50-090	150x45	RMS	150	45	50	20	0.530	500
50-481	150x45	RMS INOX	150	45	50	20	0.530	500
50-091	170x45	RMS	170	45	50	20	0.610	600
50-092	200x50	RMS	200	50	59	20	0.765	800
50-501	200x50	RMS INOX	200	50	59	20	0.765	800

BODY : (R) HEAVY DUTY POLYPROPYLENE **GROUND** : HARD SMOOTH GROUNDS (PLAIN CONCRETE, EPOXY, GRANITE ETC.)
TREAD : (M) POLYPROPYLENE **TEMP.** : -15C° / +80C°
BEARING : (R) BALL BEARING **FEATURE** : LOW PROPULSION RESISTANCE + CHEMICAL RESISTANCE

*OPTIONAL: STAINLESS ROLLER BEARING CAN BE PRODUCED AGAINST CORROSION IN HUMID, VAPORIZED AND AQUEOUS ENVIRONMENTS THAT CREATE EXCESSIVE CORROSION EFFECT

POLYURETHANE WHEELS ON CAST IRON



DOR			EN : CAST IRON WITH POLYURETHANE TREAD BALL BEARING FR : ROUES AVEC ROULEMENT REVÊTUES DE POLYURÉTHANE DE FONTE GR : MIT POLYURETHAN ÜBERZOGENE GUSS RADLAGER					
CODE NO	WHEEL NAME		mm	mm	mm	mm	kg	kg
50-412	80x30	DOR	80	30	35	12	0.655	200
50-161	100x35	DOR	100	35	40	15	1.025	350
50-162	125x40	DOR	125	40	45	15	1.810	450
50-163	150x45	DOR	150	45	45	17	2.481	700
50-877	150x45	DOR (6204 ZZ)	150	45	45	20	2.481	700
50-954	160x50	DOR	160	50	56	20	3.147	750
50-885	170x50	DOR	170	50	56	20	3.124	850
50-979	180x50	DOR	180	50	56	20	3.459	900
50-164	200x50	DOR	200	50	56	20	4.110	1000

BODY : (D) CAST IRON (GG22) **GROUND** : ON ALL PLAIN AND SMOOTH GROUNDS (EPOXY, CONCRETE ETC.)
TREAD : (O) CAST POLYURETHANE (PU) **TEMP.** : -20C° / +70C°
BEARING : (R) BALL BEARING **FEATURE** : GROUND FRIENDLY + LOW PROPULSION RESISTANCE + CHEMICAL RESISTANCE + RECYCLING + HIGH CORROSION RESISTANCE + ELASTIC BASE



DOR			EN : CAST IRON WITH POLYURETHANE TREAD BALL BEARING FR : ROUES AVEC ROULEMENT REVÊTUES DE POLYURÉTHANE DE FONTE GR : MIT POLYURETHAN ÜBERZOGENE GUSS RADLAGER					
CODE NO	WHEEL NAME		mm	mm	mm	mm	kg	kg
50-506	200x50x25	DOR	200	50	56	25	4.110	1000
50-712	200x50x20	DOR (6304 ZZ)	200	50	56	20	4.000	1000
50-629	200x80x30	DOR	200	80	80	30	9.250	1400
50-630	200x80x35	DOR	200	80	80	35	9.250	1400
50-622	250x60	DOR	250	60	70	25	8.700	1350
50-528	250x80	DOR	250	80	80	25	12.000	1800
50-890	250x130	DOR	250	130	140	40	13.000	2700
50-165	260x65	DOR	260	65	70	25	8.795	1400
50-711	270x80	DOR	270	80	80	40	13.480	2500
50-166	300x70x25	DOR	300	70	80	25	15.640	1600
50-585	300x70x30	DOR	300	70	80	30	15.640	1600
50-713	300x70x30	DOR (6306 ZZ)	300	70	80	30	13.000	1600
50-366	300x80	DOR	300	80	80	30	16.000	2000
50-423	350x80x30	DOR	350	80	90	30	16.445	2200
50-529	350x80x35	DOR	350	80	80	35	16.445	2200
50-714	350x80x40	DOR (6308 ZZ)	350	80	80	40	21.000	2200
50-425	400x80	DOR	400	80	100	30	20.807	2500
50-445	400x100	DOR	400	100	102.5	40	26.000	3500
50-443	500x100	DOR	500	100	111	30	32.500	3800

BODY : (D) CAST IRON (GG22) **GROUND** : ON ALL PLAIN AND SMOOTH GROUNDS (EPOXY, CONCRETE ETC.)
TREAD : (O) CAST POLYURETHANE (PU) **TEMP.** : -20C° / +70C°
BEARING : (R) BALL BEARING **FEATURE** : GROUND FRIENDLY + LOW PROPULSION RESISTANCE + CHEMICAL RESISTANCE + RECYCLING + HIGH CORROSION RESISTANCE + ELASTIC BASE



D2OR

EN : CAST IRON WITH OVAL POLYURETHANE TREAD BALL BEARING
FR : ROUES À RADIUS AVEC ROULEMENT REVÊTUES DE POLYURÉTHANE DE FONTE
GR : POLYURETHAN LAUFLÄCHE AUF GRAUGRUSS-RAD MIT RADIUS-KUGELLAGER

CODE NO	WHEEL NAME						
		mm	mm	mm	mm	kg	kg
50-429	80x30 D2OR	80	30	34	12	0.635	200
50-486	100x35 D2OR	100	35	40	15	0.963	350
50-494	125x40 D2OR	125	40	45	15	1.711	450
50-419	150x45 D2OR	150	45	45	17	2.670	700
50-976	150x45 D2OR (6303 ZZ)	150	45	45	17	2.670	700
50-886	170x50 D2OR	170	50	56	20	3.800	850
50-980	180x50 D2OR	180	50	56	20	3.372	900
50-289	200x50 D2OR	200	50	56	20	3.920	1000
50-911	200x50 D2OR (6304 ZZ)	200	50	56	20	3.920	1000
50-657	250x50x20 D2OR	250	50	56	20	7.500	1350
50-662	250x50x25 D2OR	250	50	56	25	7.500	1350
50-539	250x60x20 D2OR	250	60	70	20	6.265	1350
50-537	250x60x25 D2OR	250	60	70	25	6.265	1350
50-890	260x65x20 D2OR	260	65	70	20	7.145	1400
50-681	260x65x25 D2OR	260	65	70	25	7.145	1400
50-617	300x70 D2OR	300	70	80	25	14.000	1600

BODY : (D) CAST IRON (GG22) **GROUND** : ON ALL PLAIN AND SMOOTH GROUNDS (EPOXY, CONCRETE ETC.)
TREAD TYPE : (2) RADIUS (OVAL) **TEMP.** : -20C° / +70C°
TREAD : (O) CAST POLYURETHANE (PU) **FEATURE** : GROUND FRIENDLY + LOW PROPULSION RESISTANCE + CHEMICAL
BEARING : (R) BALL BEARING **RESISTANCE + RECYCLING + HIGH CORROSION RESISTANCE + ELASTIC BASE**



Transpallet
Transpalette
Transpalet

DOR

EN : CAST IRON WITH POLYURETHANE TREAD BALL BEARING
FR : ROUES AVEC ROULEMENT REVÊTUES DE POLYURÉTHANE DE FONTE
GR : MIT POLYURETHAN ÜBERZOGENE GUSS RADLAGER

CODE NO	WHEEL NAME						
		mm	mm	mm	mm	kg	kg
50-879	70x60x17 DOR	70	60	60	17	0.985	400
50-880	70x60x20 DOR	70	60	60	20	0.985	400
70-50-419	82x70x17 DOR	82	70	70	17	1.150	510
50-946	82x70x20 DOR	82	70	70	20	1.150	510
50-420	82x70x25 DOR	82	70	70	25	1.150	510
50-914	85x60x17 DOR	85	60	60	17	1.121	450
50-907	85x60x20 DOR	85	60	60	20	1.121	450
50-915	85x60x25 DOR	85	60	60	25	1.121	450
50-407	85x70x17 DOR	85	70	70	17	1.261	550
50-435	85x70x20 DOR	85	70	70	20	1.261	550
50-436	85x70x25 DOR	85	70	70	25	1.261	550
50-507	85x90x17 DOR	85	90	90	17	1.360	700
50-508	85x90x20 DOR	85	90	90	20	1.360	700
50-493	85x90x25 DOR	85	90	90	25	1.360	700

BODY : (D) CAST IRON (GG22) **GROUND** : ON ALL PLAIN AND SMOOTH GROUNDS (EPOXY, CONCRETE ETC.)
TREAD : (O) CAST POLYURETHANE (PU) **TEMP.** : -20C° / +70C°
BEARING : (R) BALL BEARING **FEATURE** : GROUND FRIENDLY + LOW PROPULSION RESISTANCE + CHEMICAL
RESISTANCE + RECYCLING + HIGH CORROSION RESISTANCE + ELASTIC BASE

RUBBER WHEELS ON CAST IRON



DVB			EN : CAST IRON WITH, VULCANIZED RUBBER TREAD, PLAIN-BEARING FR : ROUE DE FONTE AVEC PALIER INTÉGRÉ REVÊTUE DE CAOUTCHOUC VULCANISÉ GR : GUSSBERTEIL VULKANISIERTER GUMMI ÜBERZSOGENE EIGENBUCHSENRÄDER					
CODE NO	WHEEL NAME		mm	mm	mm	mm	kg	kg
50-059	80x30	DVB	80	30	40	12	0.525	90
50-060	100x35	DVB	100	35	50	15	1.025	140
50-061	125x40	DVB	125	40	50	20	1.585	180
50-062	150x45	DVB	150	45	50	20	2.380	200
50-063	200x50	DVB	200	50	59	20	3.900	320

BODY : (D) CAST IRON (GG22)
TREAD : (V) VULCANIZED RUBBER
BEARING : (B) PLAIN BEARING

GROUND : ON ALL NONCHEMICAL GROUNDS WHERE GROUND POLLUTION IS NOT IMPORTANT.
TEMP. : -40C° / +130C° (FOR INTERMITTENT USE)
FEATURE : GROUND FRIENDLY + ABILITY TO WORK SILENTLY + ABILITY TO REDUCE GROUND IMPACTS.



DVS			EN : CAST IRON WITH, VULCANIZED RUBBER TREAD, ROLLER-BEARING FR : ROUE DE FONTE AVEC ROULEAUX INTÉGRÉ REVÊTUE DE CAOUTCHOUC VULCANISÉ GR : GUSSBERTEIL VULKANISIERTER GUMMI ÜBERZSOGENE EIGENSPULENRÄDER					
CODE NO	WHEEL NAME		mm	mm	mm	mm	kg	kg
50-068	100x35	DVS	100	35	50	15	1.085	140
50-069	125x40	DVS	125	40	50	20	1.870	180
50-070	150x45	DVS	150	45	50	20	2.335	200
50-071	200x50	DVS	200	50	59	20	3.850	320

BODY : (D) CAST IRON (GG22)
TREAD : (V) VULCANIZED RUBBER
BEARING : (S) ROLLER BEARING

GROUND : ON ALL NONCHEMICAL GROUNDS WHERE GROUND POLLUTION IS NOT IMPORTANT.
TEMP. : -40C° / +130C° (FOR INTERMITTENT USE)
FEATURE : GROUND FRIENDLY + ABILITY TO WORK SILENTLY + ABILITY TO REDUCE GROUND IMPACTS.



DYZ			EN : CAST IRON WITH VULCANIZED RUBBER TREAD BALL BEARING FR : ROUE DE FONTE AVEC ROULEMENT REVÊTUE DE CAOUTCHOUC VULCANISÉ GR : LAGERRÄDER MIT VULKANISIERTER KAUSCHUK LAUFFLÄCHE					
CODE NO	WHEEL NAME		mm	mm	mm	mm	kg	kg
50-173	80x30	DYZ	80	30	35	12	0.493	90
50-174	100x35	DYZ	100	35	40	15	1.045	140
50-175	125x40x15	DYZ	125	40	45	15	1.460	180
50-293	125x40x17	DYZ	125	40	45	17	1.460	180
50-176	150x45	DYZ	150	45	45	17	2.760	200
50-187	170x45	DYZ	170	45	45	17	2.765	240

BODY : (D) CAST IRON (GG22)
TREAD : (Y) HEAVY DUTY VULCANIZED RUBBER
BEARING : (R) BALL BEARING

GROUND : ON ALL NONCHEMICAL GROUNDS WHERE GROUND POLLUTION IS NOT IMPORTANT.
TEMP. FEATURE : -40C° / +130C° (FOR INTERMITTENT USE)
 : GROUND FRIENDLY + ABILITY TO WORK SILENTLY + ABILITY TO REDUCE GROUND IMPACTS.



DYZ			EN : CAST IRON WITH VULCANIZED RUBBER TREAD BALL BEARING FR : ROUE DE FONTE AVEC ROULEMENT REVÊTUE DE CAOUTCHOUC VULCANISÉ GR : LAGERRÄDER MIT VULKANISIERTER KAUSCHUK LAUFFLÄCHE					
CODE NO	WHEEL NAME		mm	mm	mm	mm	kg	kg
50-072	200x50x20	DYZ	200	50	56	20	3.945	350
50-490	200x50x25	DYZ	200	50	56	25	3.945	350
50-518	220x50x20	DYZ	220	50	60	20	4.755	450
50-073	220x50x25	DYZ	220	50	60	25	4.755	450
50-498	250x60x20	DYZ	250	60	70	20	6.685	500
50-074	250x60x25	DYZ	250	60	70	25	6.685	500
50-456	250x60x30	DYZ	250	60	70	30	6.685	500
50-075	300x70x25	DYZ	300	70	80	25	9.895	600
50-703	300x70x30	DYZ	300	70	80	30	9.895	600
50-076	350x80x30	DYZ	350	80	80	30	14.885	650
50-530	350x80x35	DYZ	350	80	80	35	14.885	650
50-077	380x80x30	DYZ	380	80	80	30	17.695	800

BODY : (D) CAST IRON (GG22)
TREAD : (Y) HEAVY DUTY VULCANIZED RUBBER
BEARING : (R) BALL BEARING

GROUND : ON ALL NONCHEMICAL GROUNDS WHERE GROUND POLLUTION IS NOT IMPORTANT.
TEMP. FEATURE : -40C° / +130C° (FOR INTERMITTENT USE)
 : GROUND FRIENDLY + ABILITY TO WORK SILENTLY + ABILITY TO REDUCE GROUND IMPACTS.

RUBBER WHEELS ON CAST IRON



DLR			EN : DEMOUNTABLE CAST IRON WITH, RUBBER TREAD, BALL-BEARING FR : CAOUTCHOUC MONTÉ SUR L'ENJOLIVEUR DÉMONTABLE GR: GUMMIÜBERZUG AUF DEMONTIERBARE FELGEN					
CODE NO	WHEEL NAME		mm	mm	mm	mm	kg	kg
50-177	200x60	DLR	200	60	70	25	5.930	380
50-178	220x60	DLR	220	60	70	25	7.365	400
50-179	300x70	DLR	300	70	75	25	14.315	450

BODY : (D) CAST IRON (GG22)
TREAD : (L) RUBBER (BLACK)
BEARING : (R) BALL BEARING

GROUND : ON ALL NONCHEMICAL GROUNDS WHERE GROUND POLLUTION IS NOT IMPORTANT.
TEMP. FEATURE : -40C° / +130C° (FOR INTERMITTENT USE)
 : GROUND FRIENDLY + ABILITY TO WORK SILENTLY + ABILITY TO REDUCE GROUND IMPACTS.



DLR			EN : DEMOUNTABLE CAST IRON WITH, RUBBER TREAD, BALL-BEARING FR : CAOUTCHOUC MONTÉ SUR L'ENJOLIVEUR DÉMONTABLE GR: GUMMIÜBERZUG AUF DEMONTIERBARE FELGEN					
CODE NO	WHEEL NAME		mm	mm	mm	mm	kg	kg
50-078	400x75	DLR	400	75	85	30	18.790	490

BODY : (D) CAST IRON (GG22)
TREAD : (L) RUBBER (BLACK)
BEARING : (R) BALL BEARING

GROUND : ON ALL NONCHEMICAL GROUNDS WHERE GROUND POLLUTION IS NOT IMPORTANT.
TEMP. FEATURE : -40C° / +130C° (FOR INTERMITTENT USE)
 : GROUND FRIENDLY + ABILITY TO WORK SILENTLY + ABILITY TO REDUCE GROUND IMPACTS.



ZOR			EN : ALUMINIUM RIM WITH POLYURETHANE TREAD, BALL-BEARING FR : ROUE À ROULEMENT REVÊTUE EN POLYURÉTHANE SUR ZAMAK GR : MIT POLYURETHAN ÜBERZOGENE ALUMINIUM-ZINK LEGIERTE RADLAGER					
CODE NO	WHEEL NAME		mm	mm	mm	mm	kg	kg
50-589	125x45	ZOR	125	45	45	17	1.201	450
50-889	150x50	ZOR	150	50	46	17	1.175	700
50-489	160x50	ZOR	160	50	56	20	1.175	800
50-406	200x50x20	ZOR	200	50	56	20	1.461	1000
50-578	200x50x25	ZOR	200	50	56	25	1.461	1000
50-373	250x50x20	ZOR	250	50	56	20	2.471	1350
50-654	250x50x25	ZOR	250	50	56	25	2.471	1350

BODY : (Z) ALUMINIUM
TREAD : (O) CAST POLYURETHANE (PU)
BEARING : (R) BALL BEARING

GROUND TEMP. FEATURE : ON ALL PLAIN AND SMOOTH GROUNDS (EPOXY, CONCRETE ETC.)
 : -20C° / +70C° (FOR INTERMITTENT USE)
 : STAINLESS BODY + GROUND FRIENDLY + LOW PROPULSION RESISTANCE + CHEMICAL RESISTANCE



Z2OR			EN : ALUMINIUM RIM WITH OVAL POLYURETHANE TREAD, BALL-BEARING FR : ROUE AVEC ROULEMENT REVÊTUE EN POLYURÉTHANE AVEC RADIUS SUR ZAMAK GR : MIT POLYURETHAN ÜBERZOGENE ALUMINIUM-ZINK LEGIERTER RADIUS RADLAGER					
CODE NO	WHEEL NAME		mm	mm	mm	mm	kg	kg
50-421	200x50	Z2OR	200	50	56	20	1.570	1000
50-595	250x50	Z2OR	250	50	56	20	2.250	1350

BODY : (Z) ALUMINIUM
TREAD TYPE : (2) RADIUS (OVAL)
TREAD : (O) CAST POLYURETHANE (PU)
BEARING : (R) BALL BEARING

GROUND TEMP. FEATURE : ON ALL PLAIN AND SMOOTH GROUNDS (EPOXY, CONCRETE ETC.)
 : -20C° / +70C° (FOR INTERMITTENT USE)
 : STAINLESS BODY + GROUND FRIENDLY + LOW PROPULSION RESISTANCE + CHEMICAL RESISTANCE

*OPTIONAL: STAINLESS BALL BEARING CAN BE PRODUCED AGAINST CORROSION IN HUMID, VAPORIZED AND AQUEOUS ENVIRONMENTS THAT CREATE EXCESSIVE CORROSION EFFECT.

RUBBER ON ALUMINIUM WHEELS



Z Y R			EN : ALUMINIYUM RIM WITH VULCANIZED RUBBER TREAD, BALL-BEARING FR : ROUE AVEC ROULEMENT REVÊTUE EN CAOUTCHOUC VULCANISÉ SUR ZAMAK GR : ALUMINIUM-ZINK OBERTEIL MIT VULKANISIERTER GUMMI ÜBERZOGEN MIT LAGER					
CODE NO	WHEEL NAME		mm	mm	mm	mm	kg	kg
50-670	100x39	Z Y R	100	39	40	12	0.450	140
50-672	125x39	Z Y R	125	39	40	15	0.550	180
50-588	150x45	Z Y R	150	45	45	17	0.991	200
50-674	160x50	Z Y R	160	50	56	20	1.181	240
50-488	200x50x20	Z Y R	200	50	56	20	1.911	350
50-226	200x50x25	Z Y R	200	50	56	25	1.911	350
50-428	250x50x20	Z Y R	250	50	56	20	2.681	500
50-287	250x50x25	Z Y R	250	50	56	25	2.681	500

BODY : (Z) ALUMINIUM
TREAD : (Y) HEAVY DUTY VULCANIZED RUBBER
BEARING : (R) BALL BEARING
GROUND TEMP. FEATURE : ON ALL NONCHEMICAL GROUNDS WHERE GROUND POLLUTION IS NOT IMPORTANT. : -40C° / +130C° (FOR INTERMITTENT USE)
 : GROUND FRIENDLY + ABILITY TO WORK SILENTLY + ABILITY TO REDUCE GROUND IMPACTS.



Z E R			EN : ALUMINIYUM RIM WITH GRAY RUBBER TREAD, BALL-BEARING FR : ROUE AVEC ROULEMENT REVÊTUE EN CAOUTCHOUC GRIS SUR ZAMAK GR : ALUMINIUM-ZINKLEGIERERTER OBERTEIL GRAUGUMMI ÜBERZOGEN MIT LAGER					
CODE NO	WHEEL NAME		mm	mm	mm	mm	kg	kg
50-669	100x39	Z E R	100	39	40	12	0.400	140
50-671	125x39	Z E R	125	39	40	15	0.520	180
50-592	150x45	Z E R	150	45	46	17	0.991	200
50-673	160x50	Z E R	160	50	56	20	1.181	240
70-50-010	200x50	Z E R	200	50	56	20	1.911	350
50-442	250x50	Z E R	250	50	56	20	2.681	500

BODY : (Z) ALUMINIUM
TREAD : (E) RUBBER (GRAY)
BEARING : (R) BALL BEARING
GROUND TEMP. FEATURE : ON ALL NONCHEMICAL GROUNDS. : -40C° / +130C° (FOR INTERMITTENT USE)
 : GROUND FRIENDLY + ABILITY TO WORK SILENTLY + ABILITY TO REDUCE GROUND IMPACTS + NO GROUND POLLUTION

*OPTIONAL: STAINLESS BALL BEARING CAN BE PRODUCED AGAINST CORROSION IN HUMID, VAPORIZED AND AQUEOUS ENVIRONMENTS THAT CREATE EXCESSIVE CORROSION EFFECT.



Spherical
Sphère
Spähre

PCB		EN : POLYAMIDE WITH PVC TREAD, PLAIN BEARING FR : REVÊTEMENT P.V.C SUR POULIE EN POLYAMIDE GR : POLYAMID RADSCHLEIBE OBERFLÄCHE PVC BESCHICHTET MIT GLEITLAGER						
CODE NO	WHEEL NAME		mm	mm	mm	kg	kg	
50-015	Ø40	PCB	40	40	6	0.031	35	
50-016	Ø50	PCB	50	50	8	0.068	40	

BODY : (P) POLYAMIDE (PA6)
TREAD : (C) P.V.C. (P.V.C.-U)
BEARING : (B) PLAIN BEARING

GROUND : ON ALL PLAIN AND SMOOTH GROUNDS (EPOXY, CONCRETE ETC.)
TEMP. : -15°C / +70°C (FOR INTERMITTENT USE)
FEATURE : LOW PROPULSION RESISTANCE + CHEMICAL RESISTANCE + DECORATIVE APPEARANCE



PCB		EN : POLYAMIDE WITH PVC TREAD, PLAIN BEARING FR : REVÊTEMENT P.V.C SUR POULIE EN POLYAMIDE GR : POLYAMID RADSCHLEIBE OBERFLÄCHE PVC BESCHICHTET MIT GLEITLAGER						
CODE NO	WHEEL NAME		mm	mm	mm	mm	kg	kg
50-010	50x20	PCB	50	20	22	6	0.026	35
50-027	50x20	PCB 8 Holes	50	20	20	8	0.020	35
50-011	75x25	PCB	75	25	27	10	0.060	45

BODY : (P) POLYAMIDE (PA6)
TREAD : (C) P.V.C. (P.V.C.-U)
BEARING : (B) PLAIN BEARING

GROUND : ON ALL PLAIN AND SMOOTH GROUNDS (EPOXY, CONCRETE ETC.)
TEMP. : -15°C / +70°C (FOR INTERMITTENT USE)
FEATURE : LOW PROPULSION RESISTANCE + CHEMICAL RESISTANCE + DECORATIVE APPEARANCE



PCM		EN : POLYAMIDE WHEEL CENTER, P.V.C TREAD, ALIGNED BALL-BEARING FR : ROUE EN POLYAMIDE AVEC BILLES LINAIRES REVÊTUE EN P.V.C GR : MIT PVC ÜBERZOGENER POLYAMID MIT GEREIHTER MURMELKUGELN						
CODE NO	WHEEL NAME		mm	mm	mm	mm	kg	kg
50-012	50x20	PCM	50	20	22	6	0.040	35
50-013	75x25	PCM	75	25	27	6	0.080	45
50-036	75x25	PCM 8 Holes	75	25	27	8	0.080	45

BODY : (P) POLYAMIDE (PA6)
TREAD : (C) P.V.C. (P.V.C.-U)
BEARING : (M) BALL BEARING

GROUND : ON ALL PLAIN AND SMOOTH GROUNDS (EPOXY, CONCRETE ETC.)
TEMP. : -15°C / +70°C (FOR INTERMITTENT USE)
FEATURE : LOW PROPULSION RESISTANCE + CHEMICAL RESISTANCE + DECORATIVE APPEARANCE

PVC TREAD WHEELS



HCB		EN : POLYCARBONATE WITH P.V.C. TREAD PLAIN BEARING FR : POLYCARBONAT RADSCHIEBE OBERFLÄCHE P.V.C. MIT GLEITLAGER GR : ROULEMENT À DOUILLE REVÊTEMENT P.V.C. SUR POULIE EN POLYCARBONATE						
CODE NO	WHEEL NAME	mm	mm	mm	mm	kg	kg	
50-804	50x20 HCB	50	20	24	6	0.035	35	
50-805	75x25 HCB	75	25	26	6	0.095	45	

BODY : (H) POLYCARBONATE
TREAD : (C) P.V.C. (P.V.C.-U)
BEARING : (B) PLAIN BEARING

GROUND : ON ALL PLAIN AND SMOOTH GROUNDS (EPOXY, CONCRETE ETC.)
TEMP. : -15C° / +70C° (FOR INTERMITTENT USE)
FEATURE : LOW PROPULSION RESISTANCE + CHEMICAL RESISTANCE + DECORATIVE APPEARANCE + HIGH MANOEUVRE CAPABILITY



Scooter

PCR		EN : POLYAMIDE WITH PVC TREAD, BALL BEARING FR : ROULEMENT À BILLES EN P.V.C SUR POULIE EN POLYAMIDE GR : POLYAMID RADSCHIEBE OBERFLÄCHE PVC BESCHICHTET MIT KUGELLAGER						
CODE NO	WHEEL NAME	mm	mm	mm	mm	kg	kg	
50-037	100x25 PCR Yellow	100	25	24	8	0.180	90	
50-037K	100x25 PCR Red	100	25	24	8	0.180	90	
50-037M	100x25 PCR Blue	100	25	24	8	0.180	90	
50-656	125x30 PCR	125	30	24	8	0.300	100	

BODY : (P) POLYAMIDE (PA6)
TREAD : (C) P.V.C. (P.V.C.-U)
BEARING : (R) BALL BEARING

GROUND : ON ALL PLAIN AND SMOOTH GROUNDS (EPOXY, CONCRETE ETC.)
TEMP. : -15C° / +70C° (FOR INTERMITTENT USE)
FEATURE : LOW PROPULSION RESISTANCE + CHEMICAL RESISTANCE + DECORATIVE APPEARANCE + HIGH MANOEUVRE CAPABILITY



PUB		EN : POLYAMIDE WITH POLYURETHANE TREAD, PLAIN BEARING FR : ROULEMENT À DOUILLE POLYURÉTHANE SUR POULIE EN POLYAMIDE GR : POLYAMID RADSCHIBE OBERFLÄCHE POLYURETHAN BESCHICHTET MIT GLEITLAGER						
CODE NO	WHEEL NAME	mm	mm	mm	mm	kg	kg	
50-014	50x20 PUB	50	20	23	6	0.030	70	
50-374	50x20 PUB	50	20	23	8	0.030	70	

BODY : (P) POLYAMIDE (PA6)
TREAD : (U) POLYURETHANE INJ. (PU)
BEARING : (B) PLAIN BEARING

GROUND TEMP. FEATURE : HARD SMOOTH GROUNDS (PLAIN CONCRETE, EPOXY, GRANITE ETC.)
 : -20C° / +70C°
 : GROUND FRIENDLY + LOW PROPULSION RESISTANCE + CHEMICAL RESISTANCE + DECORATIVE APPEARANCE



PUB		EN : POLYAMIDE WITH POLYURETHANE TREAD, PLAIN BEARING FR : ROULEMENT À DOUILLE POLYURÉTHANE SUR POULIE EN POLYAMIDE GR : POLYAMID RADSCHIBE OBERFLÄCHE POLYURETHAN BESCHICHTET MIT GLEITLAGER						
CODE NO	WHEEL NAME	mm	mm	mm	mm	kg	kg	
50-424	55x25 PUB	55	25	29	12	0.050	70	
50-371	80x30 PUB	80	30	39	12	0.120	140	
50-274	100x35 PUB	100	35	50	15	0.198	200	
50-277	125x40 PUB	125	40	50	20	0.357	250	
50-280	150x45 PUB	150	45	50	20	0.547	400	
50-283	200x50 PUB	200	50	59	20	0.990	600	

BODY : (P) POLYAMIDE (PA6)
TREAD : (U) POLYURETHANE INJ. (PU)
BEARING : (B) PLAIN BEARING

GROUND TEMP. FEATURE : HARD SMOOTH GROUNDS (PLAIN CONCRETE, EPOXY, GRANITE ETC.)
 : -20C° / +70C°
 : GROUND FRIENDLY + LOW PROPULSION RESISTANCE + CHEMICAL RESISTANCE + DECORATIVE APPEARANCE

*OPTIONAL: STAINLESS INNER PIPES CAN BE PRODUCED AGAINST CORROSION IN HUMID, VAPORIZED AND AQUEOUS ENVIRONMENTS THAT CREATE EXCESSIVE CORROSION EFFECT

POLYAMIDE ON POLYURETHANE WHEELS



PUB			EN : POLYAMIDE WITH POLYURETHANE TREAD, PLAIN BEARING FR : ROULEMENT À DOUILLE POLYURÉTHANE SUR POULIE EN POLYAMIDE GR : POLYAMID RADSCHIEBE OBERFLÄCHE POLYURETHAN BESCHICHTET MIT GLEITLAGER					
CODE NO	WHEEL NAME		mm	mm	mm	mm	kg	kg
50-572	80x32	PUB	80	32	35	12	0.165	125
50-302	100x32	PUB	100	32	35	12	0.178	150
50-304	125x32	PUB	125	32	35	12	0.261	180
50-564	150x32	PUB	150	32	35	12	0.405	200
50-569	200x32	PUB	200	32	35	12	0.634	220

BODY : (P) POLYAMIDE (PA6)
TREAD : (U) POLYURETHANE INJ. (PU)
BEARING : (B) PLAIN BEARING

GROUND TEMP. FEATURE : HARD SMOOTH GROUNDS (PLAIN CONCRETE, EPOXY, GRANITE ETC.)
 : -20C° / +70C°
 : GROUND FRIENDLY + LOW PROPULSION RESISTANCE + CHEMICAL RESISTANCE + DECORATIVE APPEARANCE



PUB			EN : POLYAMIDE WITH POLYURETHANE TREAD, PLAIN BEARING FR : ROULEMENT À DOUILLE POLYURÉTHANE SUR POULIE EN POLYAMIDE GR : POLYAMID RADSCHIEBE OBERFLÄCHE POLYURETHAN BESCHICHTET MIT GLEITLAGER					
CODE NO	WHEEL NAME		mm	mm	mm	mm	kg	kg
50-221	80x25	PUB	80	25	35	12	0.130	125
50-222	100x30	PUB	100	30	35	12	0.190	150
50-223	125x37.5	PUB	125	37.5	45	15	0.310	180
50-666	150x40	PUB	150	40	45	15	0.465	400

BODY : (P) POLYAMIDE (PA6)
TREAD : (U) POLYURETHANE INJ. (PU)
BEARING : (B) PLAIN BEARING

GROUND TEMP. FEATURE : HARD SMOOTH GROUNDS (PLAIN CONCRETE, EPOXY, GRANITE ETC.)
 : -20C° / +70C°
 : GROUND FRIENDLY + LOW PROPULSION RESISTANCE + CHEMICAL RESISTANCE + DECORATIVE APPEARANCE



PUS			EN : POLYAMIDE WITH POLYURETHANE TREAD ROLLER BEARING FR : ROUE À ROULEAUX EN POLYAMIDE REVÊTUE DE POLYURÉTHANE GR : MIT POLYAMID ÜBERZOGENE POLYURETHAN SPULENRÄDER					
CODE NO	WHEEL NAME		mm	mm	mm	mm	kg	kg
50-405	55x25	PUS	55	25	29	12	0.065	60
50-447	80x30	PUS	80	30	39	12	0.170	140
50-275	100x35	PUS	100	35	50	15	0.274	200
50-278	125x40	PUS	125	40	50	20	0.495	250
50-372	125x40	PUS INOX	125	40	50	20	0.495	250
50-281	150x45	PUS	150	45	50	20	0.670	400
50-413	150x45	PUS INOX	150	45	50	20	0.670	400
50-284	200x50	PUS	200	50	59	20	1.110	600
50-503	200x50	PUS INOX	200	50	59	20	1.110	600

BODY : (P) POLYAMIDE (PA6) **GROUND** : HARD SMOOTH GROUNDS (PLAIN CONCRETE, EPOXY, GRANITE ETC.)
TREAD : (U) POLYURETHANE INJ. (PU) **TEMP.** : -20C° / +70C°
BEARING : (S) ROLLER BEARING **FEATURE** : GROUND FRIENDLY + LOW PROPULSION RESISTANCE + CHEMICAL RESISTANCE



PUS			EN : POLYAMIDE WITH POLYURETHANE TREAD ROLLER BEARING FR : ROUE À ROULEAUX EN POLYAMIDE REVÊTUE DE POLYURÉTHANE GR : MIT POLYAMID ÜBERZOGENE POLYURETHAN SPULENRÄDER					
CODE NO	WHEEL NAME		mm	mm	mm	mm	kg	kg
50-577	80x32	PUS	80	32	35	12	0.145	110
50-512	100x32	PUS	100	32	35	12	0.270	130
50-562	100x32	PUS INOX	100	32	35	12	0.270	130
50-590	125x32	PUS	125	32	35	12	0.325	150
50-574	150x32	PUS	150	32	35	15	0.411	180
50-576	150x32	PUS INOX	150	32	35	15	0.411	180

BODY : (P) POLYAMIDE (PA6) **GROUND** : HARD SMOOTH GROUNDS (PLAIN CONCRETE, EPOXY, GRANITE ETC.)
TREAD : (U) POLYURETHANE INJ. (PU) **TEMP.** : -20C° / +70C°
BEARING : (S) ROLLER BEARING **FEATURE** : GROUND FRIENDLY + LOW PROPULSION RESISTANCE + CHEMICAL RESISTANCE







*OPTIONAL: STAINLESS ROLLER BEARING CAN BE PRODUCED AGAINST CORROSION IN HUMID, VAPORIZED AND AQUEOUS ENVIRONMENTS THAT CREATE EXCESSIVE CORROSION EFFECT

POLYAMIDE ON POLYURETHANE WHEELS



PUS

EN : POLYAMIDE WITH POLYURETHANE TREAD ROLLER BEARING
FR : ROUE À ROULEAUX EN POLYAMIDE REVÊTUE DE POLYURÉTHANE
GR : MIT POLYAMID ÜBERZOGENE POLYURETHAN SPULENRÄDER

CODE NO	WHEEL NAME		 mm	 mm	 mm	 mm	 kg	 kg
50-387	80x25	PUS	80	25	35	12	0.167	110
50-453	80x25	PUS INOX	80	25	35	12	0.140	110
50-295	100x30	PUS	100	30	35	12	0.195	130
50-454	100x30	PUS INOX	100	30	35	12	0.205	130
50-224	125x37.5	PUS	125	37.5	45	15	0.349	150
50-455	125x37.5	PUS INOX	125	37.5	45	15	0.335	150
50-237	150x40	PUS	150	40	45	15	0.520	350
50-430	150x40	PUS INOX	150	40	45	15	0.520	350

BODY
TREAD
BEARING

: (P) POLYAMIDE (PA6)
: (U) POLYURETHANE INJ. (PU)
: (S) ROLLER BEARING

GROUND
TEMP.
FEATURE

: HARD SMOOTH GROUNDS (PLAIN CONCRETE, EPOXY, GRANITE ETC.)
: -20C° / +70C°
: GROUND FRIENDLY + LOW PROPULSION RESISTANCE + CHEMICAL RESISTANCE

*OPTIONAL: STAINLESS ROLLER BEARING CAN BE PRODUCED AGAINST CORROSION IN HUMID, VAPORIZED AND AQUEOUS ENVIRONMENTS THAT CREATE EXCESSIVE CORROSION EFFECT



PUR			EN : POLYAMIDE WITH POLYURETHANE TREAD, BALL BEARING FR : ROULEMENT À BILLES DOS REVÊTU POLYURETHANE POULIE DE ROUE POLYAMIDE GR : RADKÖRPER POLYAMID, LAUFFLÄCHE POLYURETHAN, KUGELLAGER					
CODE NO	WHEEL NAME		mm	mm	mm	mm	kg	kg
50-522	55x25	PUR	55	25	24	12	0.090	70
50-276	100x35	PUR	100	35	40	15	0.307	200
50-279	125x40x15	PUR	125	40	45	15	0.475	250
50-363	125x40x17	PUR	125	40	45	17	0.475	250
50-282	150x45	PUR	150	45	45	17	0.771	400
50-285	200x50x20	PUR	200	50	56	20	1.451	600
50-087	200x50x25	PUR	200	50	56	25	1.451	600

BODY : (P) POLYAMIDE (PA6) **GROUND** : HARD SMOOTH GROUNDS (PLAIN CONCRETE, EPOXY, GRANITE ETC.)
TREAD : (U) POLYURETHANE INJ. (PU) **TEMP.** : -20C° / +70C°
BEARING : (R) BALL BEARING **FEATURE** : GROUND FRIENDLY + LOW PROPULSION RESISTANCE + CHEMICAL RESISTANCE



PUR			EN : POLYAMIDE WITH POLYURETHANE TREAD, BALL BEARING FR : ROULEMENT À BILLES DOS REVÊTU POLYURETHANE POULIE DE ROUE POLYAMIDE GR : RADKÖRPER POLYAMID, LAUFFLÄCHE POLYURETHAN, KUGELLAGER					
CODE NO	WHEEL NAME		mm	mm	mm	mm	kg	kg
50-566	80x32	PUR	80	32	38	8	0.170	125
50-567	100x32	PUR	100	32	38	8	0.225	150
50-568	125x32	PUR	125	32	38	8	0.351	180
50-565	150x32	PUR	150	32	32	15	0.465	200
50-570	200x32	PUR	200	32	32	15	0.730	220

BODY : (P) POLYAMIDE (PA6) **GROUND** : HARD SMOOTH GROUNDS (PLAIN CONCRETE, EPOXY, GRANITE ETC.)
TREAD : (U) POLYURETHANE INJ. (PU) **TEMP.** : -20C° / +70C°
BEARING : (R) BALL BEARING **FEATURE** : GROUND FRIENDLY + LOW PROPULSION RESISTANCE + CHEMICAL RESISTANCE + DECORATIVE APPEARANCE

*OPTIONAL: STAINLESS BALL BEARING CAN BE PRODUCED AGAINST CORROSION IN HUMID, VAPORIZED AND AQUEOUS ENVIRONMENTS THAT CREATE EXCESSIVE CORROSION EFFECT.

POLYAMIDE ON POLYURETHANE WHEELS



**Transpallet
Transpalette
Transpalet**

PUR			EN : POLYAMIDE WITH POLYURETHANE TREAD, BALL BEARING FR : ROULEMENT À BILLES DOS REVÊTU POLYURETHANE POULIE DE ROUE POLYAMIDE GR : RADKÖRPER POLYAMID, LAUFLÄCHE POLYURETHAN, KUGELLAGER					
CODE NO	WHEEL NAME		mm	mm	mm	mm	kg	kg
50-446	85x60x17	PUR	85	60	60	17	0.520	500
50-451	85x60x20	PUR	85	60	60	20	0.520	550
50-463	85x60x25	PUR	85	60	60	25	0.520	600
50-462	85x70x17	PUR	85	70	70	17	0.570	500
50-464	85x70x20	PUR	85	70	70	20	0.570	550
50-466	85x70x25	PUR	85	70	70	25	0.570	600
50-474	85x90x17	PUR	85	90	90	17	0.670	500
50-505	85x90x20	PUR	85	90	90	20	0.670	550
50-520	85x90x25	PUR	85	90	90	25	0.670	600

BODY : (P) POLYAMIDE (PA6) **GROUND** : HARD SMOOTH GROUNDS (PLAIN CONCRETE, EPOXY, GRANITE ETC.)
TREAD : (U) POLYURETHANE INJ. (PU) **TEMP.** : -20C° / +70C°
BEARING : (R) BALL BEARING **FEATURE** : GROUND FRIENDLY + LOW PROPULSION RESISTANCE + CHEMICAL RESISTANCE



**Transpallet
Transpalette
Transpalet**

POR			EN : POLYAMIDE WITH POLYURETHANE TREAD, BALL-BEARING FR : ROULEMENT À BILLES DOS REVÊTUE POLYURETHANE POULIE DE ROUE POLYAMIDE GR : RADKÖRPER POLYAMID, LAUFLÄCHE POLYURETHAN, KUGELLAGER					
CODE NO	WHEEL NAME		mm	mm	mm	mm	kg	kg
50-411	85x60x17	POR	85	60	60	17	0.437	500
50-408	85x60x20	POR	85	60	60	20	0.493	550
50-437	85x70x17	POR	85	70	70	17	0.525	500
50-409	85x70x20	POR	85	70	70	20	0.510	550
50-560	85x70x20	POR INOX	85	70	70	20	0.510	550
50-438	85x70x25	POR	85	70	70	25	0.465	600
50-439	85x90x17	POR	85	90	90	17	0.650	500
50-410	85x90x20	POR	85	90	90	20	0.700	550
50-440	85x90x25	POR	85	90	90	25	0.700	600

BODY : (P) POLYAMIDE (PA6) **GROUND** : HARD SMOOTH GROUNDS (PLAIN CONCRETE, EPOXY, GRANITE ETC.)
TREAD : (O) CAST POLYURETHANE (PU) **TEMP.** : -20C° / +70C°
BEARING : (R) BALL BEARING **FEATURE** : GROUND FRIENDLY + LOW PROPULSION RESISTANCE + CHEMICAL RESISTANCE

*OPTIONAL: STAINLESS BALL BEARING CAN BE PRODUCED AGAINST CORROSION IN HUMID, VAPORIZED AND AQUEOUS ENVIRONMENTS THAT CREATE EXCESSIVE CORROSION EFFECT.



P3UR EN : MARKET WHEEL WITH THREE-CHANNEL, BALL-BEARING
FR : ROUE DE SUPERMARCHÉ AVEC ROULEMENT À 3 VOIES
GR : FÜR SUPERMÄRKTE LAGERRÄDER MIT 3 KANÄLEN

CODE NO	WHEEL NAME		mm	mm	mm	mm	kg	kg
50-253	125x30	P3UR F10	125	30	37	12	0.360	110

BODY : (P) POLYAMIDE (PA6) **GROUND** : HARD SMOOTH GROUNDS (PLAIN CONCRETE, EPOXY, GRANITE ETC.)
TREAD TYPE : (3) 3 CHANNEL FORM **TEMP.** : -20C° / +70C°
TREAD : (U) POLYURETHANE INJ. (PU) **FEATURE** : LOW PROPULSION RESISTANCE + CHEMICAL RESISTANCE +
BEARING : (R) BALL BEARING **FEATURE** : LOW PROPULSION RESISTANCE + CHEMICAL RESISTANCE + AUTOMATIC BRAKING ON ESCALATORS



P4UR EN : MARKET WHEEL WITH 2 DISKS, SWAGED BODY, INTEGRAL BRAKE, BALL BEARING
FR : ROUE DE SUPERMARCHÉ DONT LES MASSES DE DEUX DISQUES SONT COURBÉS, AVEC ROULEMENT MUNI D'UN SYSTÈME DE FREINAGE INTÉGRÉ
GR : SUPERMARKTRAD 2 SCHEIBEN GEWÖLBTER RUMPF SELBST BREMSEND MIT KUGELLAGER

CODE NO	WHEEL NAME		mm	mm	mm	mm	kg	kg
50-386	125x40	P4UR (2600)	125	40	48	8	0.380	110
50-667	125x40	P4UR F16 (2800)	125	40	48	8	0.380	110

BODY : (P) POLYAMIDE (PA6) **GROUND** : HARD SMOOTH GROUNDS (PLAIN CONCRETE, EPOXY, GRANITE ETC.)
TREAD TYPE : (4) INNER U FORM SWAGED BODY **TEMP.** : -20C° / +70C°
TREAD : (U) POLYURETHANE INJ. (PU) **FEATURE** : LOW PROPULSION RESISTANCE + CHEMICAL RESISTANCE +
BEARING : (R) BALL BEARING **FEATURE** : LOW PROPULSION RESISTANCE + CHEMICAL RESISTANCE + AUTOMATIC BRAKING ON ESCALATORS



MLR EN : POLYPROPYLENE WITH BLACK RUBBER TREAD, BALL-BEARING
FR : ROULEMENT À BILLES DOS REVÊTU CAOUTCHOUC NOIR POULIE DE ROUE EN POLYPROPYLÈNE
GR : POLYPROPYLEN RADSCHLEIBE SCHWARZER GUMMIREFEIN ÜBERZOGENE LAUFFL ÄCHE MIT KUGELLAGER

CODE NO	WHEEL NAME		mm	mm	mm	mm	kg	kg
50-007	100x28	MLR	100	28	38	8	0.242	100
50-009	125x32	MLR	125	32	38	8	0.353	110
50-351	150x32	MLR	150	32	32	15	0.423	120

BODY : (M) POLYPROPYLENE **GROUND** : ON ALL NONCHEMICAL GROUNDS (ASPHALT, GRANITE ETC.)
TREAD : (L) RUBBER (GRAY) **TEMP.** : -20C° / +80C°
BEARING : (R) BALL BEARING **FEATURE** : LOW PROPULSION RESISTANCE + CHEMICAL RESISTANCE + ABILITY TO WORK SILENTLY + ABILITY TO REDUCE GROUND IMPACTS

*OPTIONAL: STAINLESS BALL BEARING CAN BE PRODUCED AGAINST CORROSION IN HUMID, VAPORIZED AND AQUEOUS ENVIRONMENTS THAT CREATE EXCESSIVE CORROSION EFFECT.

ELASTIC KAMALON WHEELS



KOR			EN : KAMALON WITH CAST POLYURETHANE TREAD BALL BEARING FR : KAMALON AVEC ROULEMENT REVÊTUE DE POLYURÉTHANE EN FONTE GR : KAMALON LAGERRAD MIT POLYURETHANGUSS LAUFFLÄCHE					
CODE NO	WHEEL NAME		mm	mm	mm	mm	kg	kg
50-780	100x40x15	KOR	100	40	40	15	0.613	350
50-773	125x50x15	KOR	125	50	44	15	0.835	450
50-635	150x50x17	KOR	150	50	45	17	1.038	700
50-893	150x50x17	KOR (6303 ZZ)	150	50	45	17	1.038	700
50-355	160x50x20	KOR	160	50	56	20	1.300	800
50-894	160x50x20	KOR (6304 ZZ)	160	50	56	20	1.300	800
50-981	180x50x20	KOR	180	50	56	20	1.720	900
50-243	200x50x20	KOR	200	50	56	20	1.650	1000
50-892	200x50x20	KOR (6304 ZZ)	200	50	56	20	1.650	1000
50-888	200x50x25	KOR	200	50	56	25	1.650	1000
50-241	250x50x20	KOR	250	50	56	20	2.062	1200
50-678	250x50x25	KOR	250	50	56	25	2.062	1200

BODY : (K) KAMALON **GROUND** : HARD SMOOTH GROUNDS (PLAIN CONCRETE, EPOXY, GRANITE ETC.)
TREAD : (O) CAST POLYURETHANE (PU) **TEMP.** : -20C° / +70C°
BEARING : (R) BALL BEARING **FEATURE** : CHEMICAL RESISTANCE + HIGH CARRIAGE CAPACITY + GROUND FRIENDLY



KOR			EN : KAMALON WITH CAST POLYURETHANE TREAD BALL BEARING FR : KAMALON AVEC ROULEMENT REVÊTUE DE POLYURÉTHANE EN FONTE GR : KAMALON LAGERRAD MIT POLYURETHANGUSS LAUFFLÄCHE					
CODE NO	WHEEL NAME		mm	mm	mm	mm	kg	kg
50-800	100x40x15	K2OR	100	40	40	15	0.553	350
50-801	125x50x15	K2OR	125	50	44	15	0.775	450
50-691	150x50x17	K2OR	150	50	45	17	1.070	700
50-895	150x50x17	K2OR (6303 ZZ)	150	50	45	17	1.070	700
50-795	160x50x20	K2OR	160	50	56	20	1.180	800
50-896	160x50x20	K2OR (6304 ZZ)	160	50	56	20	1.180	800
50-971	180x50x20	K2OR	180	50	56	20	1.671	900
50-244	200x50x20	K2OR	200	50	56	20	1.660	1000
50-891	200x50x20	K2OR (6304 ZZ)	200	50	56	20	1.660	1000
50-240	250x50x20	K2OR	250	50	56	20	2.070	1200

BODY : (K) KAMALON **GROUND** : HARD SMOOTH GROUNDS (PLAIN CONCRETE, EPOXY, GRANITE ETC.)
TREAD TYPE : (2) RADIUS (OVAL) **TEMP.** : -20C° / +70C°
TREAD : (O) CAST POLYURETHANE (PU) **FEATURE** : CHEMICAL RESISTANCE + HIGH CARRIAGE CAPACITY + GROUND FRIENDLY + HIGH MANOEUVRE CAPABILITY
BEARING : (R) BALL BEARING

*OPTIONAL: STAINLESS BALL BEARING CAN BE PRODUCED AGAINST CORROSION IN HUMID, VAPORIZED AND AQUEOUS ENVIRONMENTS THAT CREATE EXCESSIVE CORROSION EFFECT.



KER			EN : KAMALON WITH VULCANIZED GRAY RUBBER TREAD BALL BEARING FR : ROUE KAMALON AVEC ROULEMENT MUNIE DE PLAQUE ARRIERE EN CAOUTCHOUC GRAY GR : KAMALON POLYAMID RÜCKEN LAGERRAD					
CODE NO	WHEEL NAME		mm	mm	mm	mm	kg	kg
50-791	100x40x15 KER		100	40	40	15	0.810	140
50-777	125x40x17 KER		125	40	44	17	0.860	180
50-778	150x45x17 KER		150	45	45	17	1.230	200
50-803	160x50x17 KER		160	50	56	17	1.460	240
50-779	200x50x20 KER		200	50	56	20	2.036	350
50-655	250x50x25 KER		250	50	56	25	3.070	500

BODY : (K) KAMALON
TREAD : (E) RUBBER (GRAY)
BEARING : (R) BALL BEARING

GROUND TEMP. FEATURE : HARD SMOOTH GROUNDS (PLAIN CONCRETE, EPOXY, GRANITE ETC.)
: -35C° / +85C°
: CHEMICAL RESISTANCE + HIGH CARRIAGE CAPACITY + LOW PROPULSION RESISTANCE



KYR			EN : KAMALON WITH VULCANIZED RUBBER TREAD BALL BEARING FR : ROUE KAMALON AVEC ROULEMENT EN CAOUTCHOUC VULCANISÉ DE TYPE LOURD GR : KAMALON LAGERRAD MIT VULKANISIERTER SCHWERLAST KAUTSCHUK LAUFLÄCHE					
CODE NO	WHEEL NAME		mm	mm	mm	mm	kg	kg
50-792	100x40x15 KYR		100	40	40	15	0.790	140
50-770	125x40x17 KYR		125	40	44	17	0.850	180
50-771	150x45x17 KYR		150	45	45	17	1.200	200
50-802	160x50x17 KYR		160	50	56	17	1.440	240
50-242	200x50x20 KYR		200	50	56	20	2.016	350
50-081	250x50x20 KYR		250	50	56	20	3.050	500
50-677	250x50x25 KYR		250	50	56	25	3.050	500

BODY : (K) KAMALON
TREAD : (Y) HEAVY DUTY VULCANIZED RUBBER (BLACK)
BEARING : (R) BALL BEARING

GROUND TEMP. FEATURE : HARD SMOOTH GROUNDS (PLAIN CONCRETE, EPOXY, GRANITE ETC.)
: -20C° / +70C°
: GROUND FRIENDLY + ABILITY TO WORK SILENTLY + ABILITY TO REDUCE GROUND IMPACTS

*OPTIONAL: STAINLESS BALL BEARING CAN BE PRODUCED AGAINST CORROSION IN HUMID, VAPORIZED AND AQUEOUS ENVIRONMENTS THAT CREATE EXCESSIVE CORROSION EFFECT.

HEAVY DUTY KAMALON WHEELS



KUR			EN : KAMALON WITH INJECTED POLYURETHANE TREAD BALL BEARING FR : ROUE KAMALON AVEC ROULEMENT MUNIE DE PLAQUE ARRIERE EN POLYURETHANE GR : KAMALON POLYURETHAN RÜCKEN LAGERRAD					
CODE NO	WHEEL NAME		mm	mm	mm	mm	kg	kg
50-769	100x40x15	KUR	100	40	40	15	0.613	250
50-768	125x50x15	KUR	125	50	44	15	0.820	300
50-723	150x50x17	KUR (6303 ZZ)	150	50	45	17	1.000	550
50-358	150x50x17	KUR	150	50	45	17	1.000	550
50-919	160x50x17	KUR	160	50	56	17	1.450	650
50-313	160x50x20	KUR	160	50	56	20	1.450	650
50-897	160x50x20	KUR (6304 ZZ)	160	50	56	20	1.450	650
50-927	200x50x17	KUR	200	50	56	17	1.565	800
50-700	200x50x20	KUR	200	50	56	20	1.565	800
50-898	200x50x20	KUR (6304 ZZ)	200	50	56	20	1.565	800

BODY : (K) KAMALON
TREAD : (U) POLYURETHANE (PU)
BEARING : (R) BALL BEARING

GROUND TEMP. : HARD SMOOTH GROUNDS (PLAIN CONCRETE, EPOXY, GRANITE ETC.)
FEATURE : -40C° / +90C°
 : LOW PROPULSION RESISTANCE + CHEMICAL RESISTANCE + HIGH CARRIAGE CAPACITY + GROUND FRIENDLY









K2UR			EN : KAMALON WITH INJECTED OVAL POLYURETHANE TREAD BALL BEARING FR : ROUE KAMALON AVEC ROULEMENT MUNIE DE PLAQUE ARRIERE EN POLYURETHANE EN FONTE À RADIUS GR : KAMALON POLYURETHAN RÜCKEN LAGERRAD RADIUS-LAUFFLÄCHE					
CODE NO	WHEEL NAME		mm	mm	mm	mm	kg	kg
50-789	100x40x15	K2UR	100	40	40	15	0.550	250
50-772	125x50x17	K2UR	125	50	44	17	0.740	300
50-793	150x50x20	K2UR	150	50	45	20	0.920	550
50-921	160x50x17	K2UR	160	50	56	17	1.360	650
50-794	160x50x20	K2UR	160	50	56	20	1.360	650
50-900	160x50x20	K2UR (6304 ZZ)	160	50	56	20	1.360	650
50-794	160x50x25	K2UR	160	50	56	25	1.360	650
50-928	200x50x17	K2UR	200	50	56	17	1.470	800
50-786	200x50x20	K2UR	200	50	56	20	1.470	800
50-899	200x50x20	K2UR (6304 ZZ)	200	50	56	20	1.470	800

BODY : (K) KAMALON
TREAD TYPE : (2) RADIUS (OVAL)
TREAD : (U) POLYURETHANE INJ. (PU)
BEARING : (R) BALL BEARING

GROUND TEMP. : HARD SMOOTH GROUNDS (PLAIN CONCRETE, EPOXY, GRANITE ETC.)
FEATURE : -40C° / +90C°
 : LOW PROPULSION RESISTANCE + CHEMICAL RESISTANCE + HIGH CARRIAGE CAPACITY + GROUND FRIENDLY

*OPTIONAL: STAINLESS BALL BEARING CAN BE PRODUCED AGAINST CORROSION IN HUMID, VAPORIZED AND AQUEOUS ENVIRONMENTS THAT CREATE EXCESSIVE CORROSION EFFECT.









KPR			EN : KAMALON WITH POLYAMIDE TREAD BALL BEARING FR : ROUE KAMALON AVEC ROULEMENT MUNIE DE PLAQUE ARRIERE EN POLYAMIDE GR : KAMALON POLYAMID RÜCKEN LAGERRAD					
CODE NO	WHEEL NAME		 mm	 mm	 mm	 mm	 kg	 kg
50-781	100x40x15	KPR	100	40	40	15	0.600	350
50-782	125x50x15	KPR	125	50	44	15	0.700	450
50-377	150x50x17	KPR	150	50	45	17	0.900	700
50-882	150x50x17	KPR (6303 ZZ)	150	50	45	17	0.900	700
50-917	160x50x17	KPR	160	50	56	17	1.100	800
50-312	160x50x20	KPR	160	50	56	20	1.100	800
50-901	160x50x20	KPR (6304 ZZ)	160	50	56	20	1.100	800
50-922	200x50x17	KPR	200	50	56	17	1.835	1000
50-658	200x50x20	KPR	200	50	56	20	1.835	1000
50-005	200x50x20	KPR (6304 ZZ)	200	50	56	20	1.835	1000

BODY : (K) KAMALON
TREAD : (P) POLYAMIDE (PA6)
BEARING : (R) BALL BEARING

GROUND : HARD SMOOTH GROUNDS (PLAIN CONCRETE, EPOXY, GRANITE ETC.)
TEMP. : -35C° / +85C°
FEATURE : LOW PROPULSION RESISTANCE + CHEMICAL RESISTANCE + HIGH CARRIAGE CAPACITY



K2PR			EN : KAMALON WITH OVAL POLYAMIDE TREAD BALL BEARING FR : ROUE KAMALON AVEC ROULEMENT MUNIE DE PLAQUE ARRIERE EN POLYAMIDE EN FONTE À RADIUS GR : KAMALON POLYAMID RÜCKEN LAGERRAD RADIUS-LAUFLÄCHE					
CODE NO	WHEEL NAME		 mm	 mm	 mm	 mm	 kg	 kg
50-783	100x40x15	K2PR	100	40	40	15	0.420	350
50-784	125x50x15	K2PR	125	50	44	15	0.620	450
50-881	150x50x17	K2PR (6303 ZZ)	150	50	45	17	0.820	700
50-393	150x50x17	K2PR	150	50	45	17	0.820	700
50-918	160x50x17	K2PR	160	50	56	17	1.020	700
50-787	160x50x20	K2PR	160	50	56	20	1.020	800
50-903	160x50x20	K2PR (6304 ZZ)	160	50	56	20	1.020	800
50-970	180x50x20	K2PR	180	50	56	20	1.635	900
50-925	200x50x17	K2PR	200	50	56	17	1.715	1000
50-788	200x50x20	K2PR	200	50	56	20	1.715	1000
50-902	200x50x20	K2PR (6304 ZZ)	200	50	56	20	1.715	1000

BODY : (K) KAMALON
TREAD TYPE : (2) RADIUS (OVAL)
TREAD : (P) POLYAMIDE (PA6)
BEARING : (R) BALL BEARING

GROUND : HARD SMOOTH GROUNDS (PLAIN CONCRETE, EPOXY, GRANITE ETC.)
TEMP. : -35C° / +85C°
FEATURE : LOW PROPULSION RESISTANCE + CHEMICAL RESISTANCE + HIGH CARRIAGE CAPACITY

*OPTIONAL: STAINLESS BALL BEARING CAN BE PRODUCED AGAINST CORROSION IN HUMID, VAPORIZED AND AQUEOUS ENVIRONMENTS THAT CREATE EXCESSIVE CORROSION EFFECT.

WHEELS WITH VULCANIZED RUBBER TREAD ON POLYAMIDE



PYB			EN : POLYAMIDE WITH VULCANIZED RUBBER TREAD PLAIN BEARING FR : ROUES EN POLYAMIDE REVÊTUE DE CAOUTCHOUC AVEC PALIER INTÉGRÉ GR : POLYAMID-EIGENBUCHSENRAD MIT KAUSCHUK LAUFFLÄCHE					
CODE NO	WHEEL NAME		mm	mm	mm	mm	kg	kg
50-557	80x30	PYB	80	30	40	12	0.162	100
50-541	100x35	PYB	100	35	50	15	0.275	120
50-544	125x40	PYB	125	40	50	20	0.469	150
50-547	150x45	PYB	150	45	50	20	0.681	180
50-550	200x50	PYB	200	50	59	20	1.151	300

BODY : (P) POLYAMIDE (PA6)
TREAD : (Y) HEAVY DUTY VULCANIZED RUBBER
BEARING : (B) PLAIN BEARING

GROUND TEMP. FEATURE : HARD SMOOTH GROUNDS (PLAIN CONCRETE, ASPHALT ETC.)
 : -20C° / +80C°
 : GROUND FRIENDLY + ABILITY TO WORK SILENTLY + ABILITY TO REDUCE GROUND IMPACTS + NOT AFFECTED BY OUTDOOR CONDITIONS



PYS			EN : POLYAMIDE WITH VULCANIZED RUBBER TREAD, ROLLER-BEARING FR : ROUES POLYAMIDE REVÊTUE DE CAOUTCHOUC VULCANISÉ GR : POLYAMID OBERTEIL VULKANISIERTER GUMMIRÄDER					
CODE NO	WHEEL NAME		mm	mm	mm	mm	kg	kg
50-558	80x30	PYS	80	30	40	12	0.162	100
50-543	100x35	PYS	100	35	50	15	0.325	120
50-546	125x40	PYS	125	40	50	20	0.559	150
50-549	150x45	PYS	150	45	50	20	0.825	180
50-645	150x45	PYS INOX	150	45	50	20	0.825	180
50-552	200x50	PYS	200	50	59	20	1.300	300
50-653	200x50	PYS INOX	200	50	59	20	1.300	300

BODY : (P) POLYAMIDE (PA6)
TREAD : (Y) HEAVY DUTY VULCANIZED RUBBER
BEARING : (S) ROLLER BEARING







GROUND TEMP. FEATURE : HARD SMOOTH GROUNDS (PLAIN CONCRETE, ASPHALT ETC.)
 : -20C° / +80C°
 : GROUND FRIENDLY + ABILITY TO WORK SILENTLY + ABILITY TO REDUCE GROUND IMPACTS + NOT AFFECTED BY OUTDOOR CONDITIONS

*OPTIONAL: STAINLESS ROLLER BEARING CAN BE PRODUCED AGAINST CORROSION IN HUMID, VAPORIZED AND AQUEOUS ENVIRONMENTS THAT CREATE EXCESSIVE CORROSION EFFECT



PYR

EN : POLYAMIDE WITH VULCANIZED RUBBER TREAD BALL BEARING
 FR : ROUE AVEC ROULEMENT EN POLYAMIDE REVÊTUE DE CAOUTCHOUC
 GR : POLYAMID LAGERRAD MIT KAUSCHUK LAUFFLÄCHE

CODE NO	WHEEL NAME	 mm	 mm	 mm	 mm	 kg	 kg
50-542	100x35 PYR	100	35	40	15	0.356	120
50-545	125x40 PYR	125	40	45	15	0.530	150
50-548	150x45 PYR	150	45	45	17	0.841	180
50-551	200x50 PYR	200	50	56	20	1.441	300

BODY : (P) POLYAMIDE (PA6)
TREAD : (Y) HEAVY DUTY VULCANIZED RUBBER
BEARING : (R) BALL BEARING

GROUND TEMP. FEATURE : HARD SMOOTH GROUNDS (PLAIN CONCRETE, ASPHALT ETC.)
 : -20C° / +80C°
 : GROUND FRIENDLY + ABILITY TO WORK SILENTLY + ABILITY TO REDUCE GROUND IMPACTS + NOT AFFECTED BY OUTDOOR CONDITIONS

*OPTIONAL: STAINLESS ROLLER BEARING CAN BE PRODUCED AGAINST CORROSION IN HUMID, VAPORIZED AND AQUEOUS ENVIRONMENTS THAT CREATE EXCESSIVE CORROSION EFFECT

WHEELS WITH BLUE RUBBER TREAD ON POLYAMIDE



PRB			EN : POLYAMIDE WITH BLUE RUBBER TREAD PLAIN BEARING FR : ROUES EN POLYAMIDE REVÊTUE DE CAOUTCHOUC BLEU, AVEC PALIER INTÉGRÉ GR : POLYAMID-EIGENBUCHSENRAD MIT BLAUKAUTSCHUK LAUFFLÄCHE					
CODE NO	WHEEL NAME		mm	mm	mm	mm	kg	kg
50-591	80x32	PRB	80	32	35	12	0.195	80
50-468	100x36	PRB	100	36	45	12	0.230	150
50-469	125x40	PRB	125	40	45	12	0.444	180

BODY : (P) POLYAMIDE (PA6)
TREAD : (R) RUBBER (BLUE)
BEARING : (B) PLAIN BEARING

GROUND TEMP. FEATURE : HARD SMOOTH GROUNDS (PLAIN CONCRETE, ASPHALT ETC.)
 : -20C° / +80C°
 : GROUND FRIENDLY + ABILITY TO WORK SILENTLY + ABILITY TO REDUCE GROUND IMPACTS + NO GROUND POLLUTION



PRS			EN : POLYAMIDE WITH BLUE RUBBER TREAD PLAIN BEARING FR : ROUE À ROULEAUX EN POLYAMIDE REVÊTUE DE CAOUTCHOUC BLEU GR : POLYAMID-SPULENRAD MIT BLAUKAUTSCHUK LAUFFLÄCHE					
CODE NO	WHEEL NAME		mm	mm	mm	mm	kg	kg
50-096	80x32	PRS	80	32	35	12	0.175	80
50-357	80x35	PRS	80	35	40	12	0.205	80
50-392	100x35	PRS	100	35	45	12	0.360	170
50-332	100x36	PRS	100	36	45	12	0.255	150
50-448	125x40	PRS	125	40	45	20	0.290	150
50-333	125x36	PRS	125	36	45	12	0.270	150
50-401	125x40	PRS	125	40	45	12	0.455	180
50-487	150x40	PRS	150	40	45	15	0.595	200
50-579	200x50	PRS	200	50	59	20	1.320	220

BODY : (P) POLYAMIDE (PA6)
TREAD : (R) RUBBER (BLUE)
BEARING : (S) ROLLER BEARING

GROUND TEMP. FEATURE : HARD SMOOTH GROUNDS (PLAIN CONCRETE, ASPHALT ETC.)
 : -20C° / +80C°
 : GROUND FRIENDLY + ABILITY TO WORK SILENTLY + ABILITY TO REDUCE GROUND IMPACTS + NO GROUND POLLUTION

*OPTIONAL: STAINLESS ROLLER BEARING CAN BE PRODUCED AGAINST CORROSION IN HUMID, VAPORIZED AND AQUEOUS ENVIRONMENTS THAT CREATE EXCESSIVE CORROSION EFFECT



CTB			EN : REINFORCED POLYPROPYLENE WITH THERMOPLASTIC RUBBER TREAD PLAIN BEARING FR : ROUE POLYPROPYLENE REVÊTUE DE THERMOPLASTIQUE AVEC UN PALIER INTÉGRÉ GR : POLYPROPYLEN OBERTEIL THERMOLASTICH RAD MIT EIGENBUCHSE					
CODE NO	WHEEL NAME		mm	mm	mm	mm	kg	kg
50-188	80x30	CTB	80	30	40	12	0.120	90
50-190	100x35	CTB	100	35	50	15	0.217	120
50-193	125x40	CTB	125	40	50	20	0.382	150
50-196	150x45	CTB	150	45	50	20	0.561	180
50-199	200x50	CTB	200	50	59	20	0.942	250

BODY : (C) REINFORCED PROPYLENE
TREAD : (T) THERMO-ELASTIC RUBBER
BEARING : (B) PLAIN BEARING

GROUND TEMP. FEATURE : HARD SMOOTH GROUNDS (PLAIN CONCRETE, ASPHALT ETC.)
 : -20C° / +90C°
 : GROUND FRIENDLY + ABILITY TO WORK SILENTLY + ABILITY TO REDUCE GROUND IMPACTS + NOT AFFECTED BY OUTDOOR CONDITIONS



CTS			EN : REINFORCED POLYAMIDE WITH GRAY RUBBER TREAD, ROLLER BEARING FR : ROUES POLYAMIDE RENFORCÉ AVEC UN REVÊTEMENT DE THERMOPLASTIQUE GR : THERMOGUMMIRÄDER OBERTEIL VERSTÄRKTER POLYAMID					
CODE NO	WHEEL NAME		mm	mm	mm	mm	kg	kg
50-189	80x30	CTS	80	30	40	12	0.154	90
50-191	100x35	CTS	100	35	50	15	0.276	120
50-194	125x40	CTS	125	40	50	20	0.475	150
50-197	150x45	CTS	150	45	50	20	0.678	180
50-465	150x45	CTS INOX	150	45	50	20	0.678	180
50-200	200x50	CTS	200	50	59	20	1.080	250
50-502	200x50	CTS INOX	200	50	59	20	1.080	250







BODY : (C) REINFORCED PROPYLENE
TREAD : (T) THERMO-ELASTIC RUBBER
BEARING : (S) ROLLER BEARING

GROUND TEMP. FEATURE : HARD SMOOTH GROUNDS (PLAIN CONCRETE, ASPHALT ETC.)
 : -20C° / +90C°
 : GROUND FRIENDLY + ABILITY TO WORK SILENTLY + ABILITY TO REDUCE GROUND IMPACTS + NOT AFFECTED BY OUTDOOR CONDITIONS

*OPTIONAL: STAINLESS BALL AND ROLLER BEARINGS CAN BE PRODUCED AGAINST CORROSION IN HUMID, VAPORIZED AND AQUEOUS ENVIRONMENTS THAT CREATE EXCESSIVE CORROSION EFFECT.

WHEELS WITH THERMOELASTIC RUBBER ON REINFORCED THERMOELASTIC



CTR			EN : REINFORCED POLYPROPYLENE WITH THERMOPLASTIC RUBBER TREAD BALL BEARING FR : ROUE AVEC ROULEMENT EN POLYPROPYLENE REVÊTUE DE THERMOPLASTIQUE GR : THERMOPLASTISCHER POLYPROPYLEN RADLAGER					
CODE NO	WHEEL NAME		 mm	 mm	 mm	 mm	 kg	 kg
50-192	100x35 CTR		100	35	40	15	0.300	120
50-195	125x40x15 CTR		125	40	45	15	0.450	150
50-414	125x40x17 CTR		125	40	45	17	0.450	150
50-198	150x45 CTR		150	45	45	17	0.695	180
50-201	200x50x20 CTR		200	50	56	20	1.251	250
50-362	200x50x25 CTR		200	50	56	25	1.251	250

BODY : (C) REINFORCED PROPYLENE
TREAD : (T) THERMO-ELASTIC RUBBER
BEARING : (R) BALL BEARING

GROUND TEMP. FEATURE : HARD SMOOTH GROUNDS (PLAIN CONCRETE, ASPHALT ETC.)
 : -20C° / +90C°
 : GROUND FRIENDLY + ABILITY TO WORK SILENTLY + ABILITY TO REDUCE GROUND IMPACTS + NOT AFFECTED BY OUTDOOR CONDITIONS

*OPTIONAL: STAINLESS BALL AND ROLLER BEARINGS CAN BE PRODUCED AGAINST CORROSION IN HUMID, VAPORIZED AND AQUEOUS ENVIRONMENTS THAT CREATE EXCESSIVE CORROSION EFFECT.



Spherical
Sphère
Spähre

MTB		EN : POLYPROPYLENE WITH GRAY THERMOELASTIC RUBBER TREAD, PLAIN BEARING FR : ROULEMENT À DOUILLE REVÊTEMENT THERMO ÉLASTIQUE GRIS SUR POULIE EN POLYPROPYLÈNE GR : POLYPROPYLEN RADSCHLEIBE OBERFLÄCHE THERMOELASTISCHE GRAUBESCHICHTUNG MIT GLEITLAGER				
CODE NO	WHEEL NAME	mm	mm	mm	kg	kg
50-017	Ø40 MTB	40	40	6	0.025	35
50-018	Ø50 MTB	50	50	8	0.058	40

BODY : (M) POLYPROPYLENE
TREAD : (T) THERMO-ELASTIC RUBBER
BEARING : (B) PLAIN BEARING

GROUND TEMP. FEATURE : HARD SMOOTH GROUNDS (PLAIN CONCRETE, ASPHALT, WOOD ETC.)
 : -20C° / +80C°
 : GROUND FRIENDLY + ABILITY TO WORK SILENTLY + ABILITY TO REDUCE GROUND IMPACTS + NOT AFFECTED BY OUTDOOR CONDITIONS + DECORATIVE APPEARANCE



MTB		EN : POLYPROPYLENE WITH GRAY THERMOELASTIC RUBBER TREAD, PLAIN BEARING FR : ROULEMENT À DOUILLE REVÊTEMENT THERMO ÉLASTIQUE GRIS SUR POULIE EN POLYPROPYLÈNE GR : POLYPROPYLEN RADSCHLEIBE OBERFLÄCHE THERMOELASTISCHE GRAUBESCHICHTUNG MIT GLEITLAGER					
CODE NO	WHEEL NAME	mm	mm	mm	mm	kg	kg
50-211	50x20 MTB	50	20	22	6	0.023	50
50-213	50x20 MTB	50	20	22	8	0.025	50
50-214	75x25 MTB	75	25	27	10	0.055	60
50-216	100x25 MTB	100	25	27	12	0.095	70

BODY : (M) POLYPROPYLENE
TREAD : (T) THERMO-ELASTIC RUBBER
BEARING : (B) PLAIN BEARING

GROUND TEMP. FEATURE : HARD SMOOTH GROUNDS (PLAIN CONCRETE, ASPHALT, WOOD ETC.)
 : -20C° / +80C°
 : GROUND FRIENDLY + ABILITY TO WORK SILENTLY + ABILITY TO REDUCE GROUND IMPACTS + NOT AFFECTED BY OUTDOOR CONDITIONS

*OPTIONAL: STAINLESS INNER PIPES CAN BE PRODUCED AGAINST CORROSION IN HUMID, VAPORIZED AND AQUEOUS ENVIRONMENTS THAT CREATE EXCESSIVE CORROSION EFFECT

WHEELS WITH THERMOELASTIC RUBBER ON POLYPROPYLENE



MTB			EN : POLYPROPYLENE WITH GRAY THERMOELASTIC RUBBER TREAD, PLAIN BEARING FR : ROULEMENT À DOUILLE REVÊTEMENT THERMO ÉLASTIQUE GRIS SUR POULIE EN POLYPROPYLENE GR : POLYPROPYLEN RADSCHIBE OBERFLÄCHE THERMOELASTISCHE GRAUBESCHICHTUNG MIT GLEITLAGER					
CODE NO	WHEEL NAME		mm	mm	mm	mm	kg	kg
50-294	80x32 MTB		80	32	35	12	0.098	90
50-210	100x32 MTB		100	32	35	12	0.135	100
50-202	125x32 MTB		125	32	35	12	0.240	110
50-354	150x32 MTB		150	32	35	12	0.312	130
50-367	200x32 MTB		200	32	35	12	0.570	140

BODY : (M) POLYPROPYLENE **GROUND** : HARD SMOOTH GROUNDS (PLAIN CONCRETE, ASPHALT, WOOD ETC.)
TREAD : (T) THERMO-ELASTIC RUBBER **TEMP.** : -20C° / +80C°
BEARING : (B) PLAIN BEARING **FEATURE** : GROUND FRIENDLY + ABILITY TO WORK SILENTLY + ABILITY TO REDUCE GROUND IMPACTS + NOT AFFECTED BY OUTDOOR CONDITIONS

CAN BE PRODUCED AS ANTISTATIC UPON REQUEST



MTB			EN : POLYPROPYLENE WITH GRAY THERMOELASTIC RUBBER TREAD, PLAIN BEARING FR : ROULEMENT À DOUILLE REVÊTEMENT THERMO ÉLASTIQUE GRIS SUR POULIE EN POLYPROPYLENE GR : POLYPROPYLEN RADSCHIBE OBERFLÄCHE THERMOELASTISCHE GRAUBESCHICHTUNG MIT GLEITLAGER					
CODE NO	WHEEL NAME		mm	mm	mm	mm	kg	kg
50-204	80x25 MTB		80	25	35	12	0.097	80
50-206	100x30 MTB		100	30	35	12	0.148	100
50-208	125x37.5 MTB		125	37.5	45	15	0.246	120
50-227	150x40 MTB		150	40	45	15	0.364	130

BODY : (M) POLYPROPYLENE **GROUND** : HARD SMOOTH GROUNDS (PLAIN CONCRETE, ASPHALT, WOOD ETC.)
TREAD : (T) THERMO-ELASTIC RUBBER **TEMP.** : -20C° / +80C°
BEARING : (B) PLAIN BEARING **FEATURE** : GROUND FRIENDLY + ABILITY TO WORK SILENTLY + ABILITY TO REDUCE GROUND IMPACTS + NOT AFFECTED BY OUTDOOR CONDITIONS

CAN BE PRODUCED AS ANTISTATIC UPON REQUEST

*OPTIONAL: STAINLESS INNER PIPES CAN BE PRODUCED AGAINST CORROSION IN HUMID, VAPORIZED AND AQUEOUS ENVIRONMENTS THAT CREATE EXCESSIVE CORROSION EFFECT



MTM			EN : POLYPROPYLENE WITH THERMOPLASTIC RUBBER TREAD, ALIGNED BALL-BEARING FR : ROUE À BILLES LINÉAIRES EN POLYPROPYLENE REVÊTUE DE THERMOPLASTIQUE GR : OBERTEIL POLYPROPYLEN THERMOELASTISCHER EINGEREIHTER KUGELRAD					
CODE NO	WHEEL NAME		mm	mm	mm	mm	kg	kg
50-212	50x20	MTM	50	20	24	6	0.033	40
50-215	75x25	MTM	75	25	27	6	0.085	50
50-356	75x25	MTM	75	25	27	8	0.085	50

BODY : (M) POLYPROPYLENE
TREAD : (T) THERMO-ELASTIC RUBBER
BEARING : (M) BALL BEARING

GROUND TEMP. FEATURE : HARD SMOOTH GROUNDS (PLAIN CONCRETE, ASPHALT, WOOD ETC.)
 : -20C° / +80C°
 : GROUND FRIENDLY + ABILITY TO WORK SILENTLY + ABILITY TO REDUCE GROUND IMPACTS + NOT AFFECTED BY OUTDOOR CONDITIONS



MTS			EN : POLYPROPYLENE WITH THERMO-ELASTIC RUBBER TREAD ROLLER BEARING FR : ROUE AVEC ROULEMENT EN POLYPROPYLENE REVÊTUE DE THERMO ÉLASTIQUE GR : POLYPROPYLEN-SPULENRAD MIT THERMOELASTISCHER KAUSCHUK LAUFFLÄCHE					
CODE NO	WHEEL NAME		mm	mm	mm	mm	kg	kg
50-205	80x25	MTS	80	30	35	12	0.119	80
50-459	80x25	MTS INOX	80	30	35	12	0.119	80
50-207	100x30	MTS	100	30	35	12	0.160	100
50-460	100x30	MTS INOX	100	30	35	12	0.160	100
50-209	125x37.5	MTS	125	37.5	45	15	0.343	120
50-461	125x37.5	MTS INOX	125	37.5	45	15	0.343	120
50-228	150x40	MTS	150	40	45	15	0.405	130
50-441	150x40	MTS INOX	150	40	45	15	0.405	130

BODY : (M) POLYPROPYLENE
TREAD : (T) THERMO-ELASTIC RUBBER
BEARING : (S) ROLLER BEARING

GROUND TEMP. FEATURE : HARD SMOOTH GROUNDS (PLAIN CONCRETE, ASPHALT, WOOD ETC.)
 : -20C° / +80C°
 : GROUND FRIENDLY + ABILITY TO WORK SILENTLY + ABILITY TO REDUCE GROUND IMPACTS + NOT AFFECTED BY OUTDOOR CONDITIONS

*OPTIONAL: STAINLESS ROLLER BEARING CAN BE PRODUCED AGAINST CORROSION IN HUMID, VAPORIZED AND AQUEOUS ENVIRONMENTS THAT CREATE EXCESSIVE CORROSION EFFECT

WHEELS WITH THERMOELASTIC RUBBER ON POLYPROPYLENE



MTS EN : POLYPROPYLENE WITH THERMO-ELASTIC RUBBER TREAD ROLLER BEARING
 FR : ROUE AVEC ROULEMENT EN POLYPROPYLENE REVÊTUE DE THERMO ÉLASTIQUE
 GR : POLYPROPYLEN-SPULENRAD MIT THERMOELASTISCHER KAUSCHUK LAUFFLÄCHE

CODE NO	WHEEL NAME						
		mm	mm	mm	mm	kg	kg
50-331	80x32 MTS	80	32	35	12	0.120	90
50-217	100x25 MTS	100	25	30	12	0.184	100
50-219	100x32 MTS	100	32	35	12	0.184	100
50-203	125x32 MTS	125	32	35	12	0.343	110
50-275	150x32 MTS	150	32	35	15	0.344	130

BODY : (M) POLYPROPYLENE
TREAD : (T) THERMO-ELASTIC RUBBER
BEARING : (S) ROLLER BEARING

GROUND TEMP. FEATURE : HARD SMOOTH GROUNDS (PLAIN CONCRETE, ASPHALT, WOOD ETC.)
 : -20C° / +80C°
 : GROUND FRIENDLY + ABILITY TO WORK SILENTLY + ABILITY TO REDUCE GROUND IMPACTS + NOT AFFECTED BY OUTDOOR CONDITIONS



MTR EN : POLYPROPYLENE WITH THERMOELASTIC RUBBER TREAD, BALL BEARING
 FR : ROULEMENT À BILLES REVÊTEMENT THERMO ÉLASTIQUE SUR POULIE EN POLYPROPYLENE
 GR : POLYPROPYLEN RADSCHLEIBE OBERFLÄCHE THERMOELASTISCH BESCHICHTET MIT KUGELLAGER

CODE NO	WHEEL NAME						
		mm	mm	mm	mm	kg	kg
50-404	50x20 MTR	50	20	24	6	0.034	40
50-186	75x25 MTR	75	25	28	8	0.063	50

BODY : (M) POLYPROPYLENE
TREAD : (T) THERMO-ELASTIC RUBBER
BEARING : (R) BALL BEARING







GROUND TEMP. FEATURE : HARD SMOOTH GROUNDS (PLAIN CONCRETE, ASPHALT, WOOD ETC.)
 : -20C° / +80C°
 : GROUND FRIENDLY + ABILITY TO WORK SILENTLY + ABILITY TO REDUCE GROUND IMPACTS + NOT AFFECTED BY OUTDOOR CONDITIONS

*OPTIONAL: STAINLESS BALL AND ROLLER BEARINGS CAN BE PRODUCED AGAINST CORROSION IN HUMID, VAPORIZED AND AQUEOUS ENVIRONMENTS THAT CREATE EXCESSIVE CORROSION EFFECT



MTR

EN : POLYPROPYLENE WITH THERMOELASTIC RUBBER TREAD, BALL BEARING
 FR : ROULEMENT À BILLES REVÊTEMENT THERMO ÉLASTIQUE SUR POULIE EN POLYPROPYLÈNE
 GR : POLYPROPYLEN RADSCHLEIBE OBERFLÄCHE THERMOELASTISCH BESCHICHTET MIT KUGELLAGER

CODE NO	WHEEL NAME	 mm	 mm	 mm	 mm	 kg	 kg
50-172*	80x32 MTR	80	32	38	8	0.137	90
50-218*	100x32 MTR	100	32	38	8	0.245	100
50-220*	125x32 MTR	125	32	38	8	0.263	110
50-382	150x32 MTR	150	32	32	15	0.390	130
50-378	160x50 MTR	160	50	32	20	0.518	140
50-383	200x32 MTR	200	32	32	15	0.621	140

BODY
TREAD
BEARING

: (M) POLYPROPYLENE
 : (T) THERMO-ELASTIC RUBBER
 : (R) BALL BEARING
 (*) SINGLE BEARING

GROUND
TEMP.
FEATURE

: HARD SMOOTH GROUNDS (PLAIN CONCRETE, ASPHALT, WOOD ETC.)
 : -20C° / +80C°
 : GROUND FRIENDLY + ABILITY TO WORK SILENTLY + ABILITY TO
 REDUCE GROUND IMPACTS + NOT AFFECTED BY OUTDOOR
 CONDITIONS

 CAN BE PRODUCED AS ANTISTATIC UPON REQUEST

WHEELS WITH BLUE RUBBER TREAD ON POLYPROPYLENE



MRP			EN : POLYPROPYLENE WITH BLUE RUBBER TREAD, POLYAMIDE PLAIN-BEARING FR : ROUE POLYPROPYLENE AVEC PALIER INTÉGRÉ EN DONT LA PLAQUE ARRIÈRE EST REVÊTUE DE CAOUTCHOUC BLEU GR : POLYPROPYLENRÜCKEN BLAUGUMMI ÜBERZOGEN BUCHSENRAD					
CODE NO	WHEEL NAME		mm	mm	mm	mm	kg	kg
50-582	150x32	MRP	150	32	35	12	0.453	130
50-583	200x32	MRP	200	32	35	12	0.667	140

BODY : (M) POLYPROPYLENE
TREAD : (R) RUBBER (BLUE)
BEARING : (P) POLYAMIDE PLAIN BEARING (PA6)

GROUND TEMP. FEATURE : HARD SMOOTH GROUNDS (PLAIN CONCRETE, GRANITE ETC.)
 : -20C° / +90C°
 : GROUND FRIENDLY + ABILITY TO WORK SILENTLY + ABILITY TO REDUCE GROUND IMPACTS + NO GROUND POLLUTION



MRR			EN : POLYPROPYLENE WITH BLUE RUBBER TREAD, BALL-BEARING FR : ROULEMENT À BILLES DOS REVÊTU CAOUTCHOUC BLEU POULIE DE ROUE EN POLYPROPYLENE GR : POLYPROPYLEN RADSCHLEIBE BLAUER GUMMIEREIFEN ÜBERZOGENE LAUFLÄCHE MIT KUGELLAGER					
CODE NO	WHEEL NAME		mm	mm	mm	mm	kg	kg
50-535	100x28	MRR	100	28	38	8	0.245	100
50-536	125x32	MRR	125	32	38	8	0.355	110

BODY : (M) POLYPROPYLENE
TREAD : (R) RUBBER (BLUE)
BEARING : (R) BALL BEARING

GROUND TEMP. FEATURE : HARD SMOOTH GROUNDS (PLAIN CONCRETE, GRANITE ETC.)
 : -20C° / +90C°
 : GROUND FRIENDLY + ABILITY TO WORK SILENTLY + ABILITY TO REDUCE GROUND IMPACTS + NO GROUND POLLUTION



MRR			EN : POLYPROPYLENE WITH BLUE RUBBER TREAD, BALL-BEARING FR : ROULEMENT À BILLES DOS REVÊTU CAOUTCHOUC BLEU POULIE DE ROUE EN POLYPROPYLENE GR : POLYPROPYLEN RADSCHLEIBE BLAUER GUMMIEREIFEN ÜBERZOGENE LAUFLÄCHE MIT KUGELLAGER					
CODE NO	WHEEL NAME		mm	mm	mm	mm	kg	kg
50-082	150x32	MRR	150	32	32	15	0.451	130
50-083	200x32	MRR	200	32	32	15	0.740	140

BODY : (M) POLYPROPYLENE
TREAD : (R) RUBBER (BLUE)
BEARING : (R) BALL BEARING

GROUND TEMP. FEATURE : HARD SMOOTH GROUNDS (PLAIN CONCRETE, GRANITE ETC.)
 : -20C° / +90C°
 : GROUND FRIENDLY + ABILITY TO WORK SILENTLY + ABILITY TO REDUCE GROUND IMPACTS + NO GROUND POLLUTION



MER			EN : POLYPROPYLENE WITH GRAY RUBBER TREAD, BALL-BEARING FR : ROUE AVEC ROULEMENT EN POLYPROPYLENE REVÊTUE DE CAOUTCHOUC GRIS GR : POLYPROPYLEN OBERTEIL GRAUGUMMI KUGELLAGERRÄDER					
CODE NO	WHEEL NAME		mm	mm	mm	mm	kg	kg
50-675	100x28 MER		100	28	38	8	0.245	100
50-663	125x32 MER		125	32	38	8	0.355	110
50-664	150x32 MER		150	32	32	15	0.451	130
50-665	200x32 MER		200	32	32	15	0.740	140

BODY : (M) POLYPROPYLENE
TREAD : (E) RUBBER (GRAY)
BEARING : (R) BALL BEARING

GROUND TEMP. FEATURE : HARD SMOOTH GROUNDS (PLAIN CONCRETE, GRANITE ETC.)
 : -20C° / +90C°
 : GROUND FRIENDLY + ABILITY TO WORK SILENTLY + ABILITY TO REDUCE GROUND IMPACTS + NO GROUND POLLUTION

*OPTIONAL: STAINLESS INNER PIPES AND ROLLER BEARINGS CAN BE PRODUCED AGAINST CORROSION IN HUMID, VAPORIZED AND AQUEOUS ENVIRONMENTS THAT CREATE EXCESSIVE CORROSION EFFECT

WHEELS WITH GRAY RUBBER ON POLYPROPYLENE



MEB			EN : POLYPROPYLENE WITH GRAY RUBBER TREAD, POLYAMIDE PLAIN-BEARING FR : ROUE POLYPROPYLENE REVÊTUE DE CAOUTCHOUC GRIS AVEC UN PALIER INTÉGRÉ GR : POLYPROPYLEN OBERTEIL GRAUGUMMIRÄDER MIT EIGENBUCHSE					
CODE NO	WHEEL NAME		mm	mm	mm	mm	kg	kg
50-105	80x25	MEB	80	30	35	12	0.135	50
50-106	100x30	MEB	100	30	35	12	0.255	70
50-316	100x35	MEB	100	35	50	15	0.276	100
50-107	125x37.5	MEB	125	37.5	45	15	0.480	100
50-391	125x40	MEB	125	40	50	20	0.510	130
50-108	140x37.5	MEB	140	37.5	45	15	0.637	115
50-109	150x40	MEB	150	40	45	15	0.680	135
50-110	160x40	MEB	160	40	59	20	0.820	135
50-111	180x45	MEB	180	45	59	20	1.100	170
50-112	200x50	MEB	200	50	59	20	1.435	220

BODY : (M) POLYPROPYLENE
TREAD : (E) RUBBER (GRAY)
BEARING : (B) PLAIN BEARING

GROUND TEMP. : HARD SMOOTH GROUNDS (PLAIN CONCRETE, GRANITE ETC.)
 : -20C° / +90C°
FEATURE : GROUND FRIENDLY + ABILITY TO WORK SILENTLY + ABILITY TO REDUCE GROUND IMPACTS + NO GROUND POLLUTION + NOT AFFECTED BY OUTDOOR CONDITIONS



MES			EN : POLYPROPYLENE WITH GRAY RUBBER TREAD ROLLER BEARING FR : ROUE À ROULEAUX EN POLYPROPYLENE REVÊTUE DE CAOUTCHOUC GRIS GR : POLYPROPYLEN-SPULENRAD MIT BLAUKAUTSCHUK LAUFFLÄCHE SPULENRAD					
CODE NO	WHEEL NAME		mm	mm	mm	mm	kg	kg
50-121	80x25	MES	80	30	35	12	0.135	50
50-122	100x30	MES	100	30	35	12	0.280	70
50-123	125x37.5	MES	125	37.5	45	15	0.570	100
50-124	140x37.5	MES	140	37.5	45	15	0.612	115
50-125	150x40	MES	150	40	45	15	0.700	135
50-126	160x40	MES	160	40	59	20	0.870	135
50-127	180x45	MES	180	45	59	20	1.140	180
50-128	200x50	MES	200	50	59	20	1.735	220

BODY : (M) POLYPROPYLENE
TREAD : (E) RUBBER (GRAY)
BEARING : (S) ROLLER BEARING

GROUND TEMP. : HARD SMOOTH GROUNDS (PLAIN CONCRETE, GRANITE ETC.)
 : -20C° / +90C°
FEATURE : GROUND FRIENDLY + ABILITY TO WORK SILENTLY + ABILITY TO REDUCE GROUND IMPACTS + NO GROUND POLLUTION + NOT AFFECTED BY OUTDOOR CONDITIONS

*OPTIONAL: STAINLESS INNER PIPES AND ROLLER BEARINGS CAN BE PRODUCED AGAINST CORROSION IN HUMID, VAPORIZED AND AQUEOUS ENVIRONMENTS THAT CREATE EXCESSIVE CORROSION EFFECT

WHEELS WITH BLACK RUBBER ON POLYPROPYLENE



MLB			EN : POLYPROPYLENE WITH RUBBER TREAD POLYAMIDE PLAIN BEARING FR : ROUES EN POLYPROPYLENE REVÊTUE DE CAOUTCHOUC AVEC PALIER INTÉGRÉ GR : POLYPROPYLEN-EIGENBUCHSENRAD MIT KAUSCHUK LAUFFLÄCHE					
CODE NO	WHEEL NAME		mm	mm	mm	mm	kg	kg
50-097	80x25 MLB		80	25	35	12	0.125	50
50-098	100x30 MLB		100	30	35	12	0.300	70
50-099	125x37.5 MLB		125	37.5	45	15	0.520	100
50-100	140x37.5 MLB		140	37.5	45	15	0.635	115
50-101	150x40 MLB		150	40	45	15	0.755	135
50-102	160x40 MLB		160	40	59	20	0.885	135
50-103	180x45 MLB		180	45	59	20	1.250	170
50-104	200x50 MLB		200	50	59	20	1.435	220

BODY : (M) POLYPROPYLENE
TREAD : (L) RUBBER (BLACK)
BEARING : (B) PLAIN BEARING

GROUND TEMP. : HARD SMOOTH GROUNDS (PLAIN CONCRETE, GRANITE ETC.)
: -20C° / +90C°
FEATURE : GROUND FRIENDLY + ABILITY TO WORK SILENTLY + ABILITY TO REDUCE GROUND IMPACTS + NOT AFFECTED BY OUTDOOR CONDITIONS



MLB			EN : POLYPROPYLENE WITH RUBBER TREAD POLYAMIDE PLAIN BEARING FR : ROUES EN POLYPROPYLENE REVÊTUE DE CAOUTCHOUC AVEC PALIER INTÉGRÉ GR : POLYPROPYLEN-EIGENBUCHSENRAD MIT KAUSCHUK LAUFFLÄCHE					
CODE NO	WHEEL NAME		mm	mm	mm	mm	kg	kg
50-094	100x35 MLB		100	35	50	15	0.340	100
50-095	125x40 MLB		125	40	50	20	0.560	135
50-181	150x45 MLB		150	45	50	20	0.900	150

BODY : (M) POLYPROPYLENE
TREAD : (L) RUBBER (BLACK)
BEARING : (B) PLAIN BEARING

GROUND TEMP. : HARD SMOOTH GROUNDS (PLAIN CONCRETE, GRANITE ETC.)
: -20C° / +90C°
FEATURE : GROUND FRIENDLY + ABILITY TO WORK SILENTLY + ABILITY TO REDUCE GROUND IMPACTS + NOT AFFECTED BY OUTDOOR CONDITIONS



MLP			EN : POLYPROPYLENE WITH RUBBER TREAD POLYAMIDE PLAIN BEARING FR : ROUES EN POLYPROPYLENE REVÊTUE DE CAOUTCHOUC AVEC PALIER INTÉGRÉ GR : POLYPROPYLEN-EIGENBUCHSENRAD MIT KAUSCHUK LAUFFLÄCHE					
CODE NO	WHEEL NAME		mm	mm	mm	mm	kg	kg
50-934	250x50 MLP		250	50	58	20	1.850	250
50-941	300x50 MLP		300	50	58	20	2.469	300

BODY : (M) POLYPROPYLENE
TREAD : (L) RUBBER (BLACK)
BEARING : (P) POLYAMIDE PLAIN BEARING (PA6)

GROUND TEMP. : HARD SMOOTH GROUNDS (PLAIN CONCRETE, GRANITE ETC.)
: -20C° / +90C°
FEATURE : GROUND FRIENDLY + ABILITY TO WORK SILENTLY + ABILITY TO REDUCE GROUND IMPACTS + NOT AFFECTED BY OUTDOOR CONDITIONS

*OPTIONAL: STAINLESS INNER PIPES AND ROLLER BEARINGS CAN BE PRODUCED AGAINST CORROSION IN HUMID, VAPORIZED AND AQUEOUS ENVIRONMENTS THAT CREATE EXCESSIVE CORROSION EFFECT

WHEELS WITH BLACK RUBBER ON POLYPROPYLENE



MLS			EN : POLYPROPYLENE WITH BLACK RUBBER TREAD ROLLER BEARING FR : ROUES EN POLYPROPYLÈNE REVÊTUE DE CAOUTCHOUC AVEC ROUE À ROULEAUX ÉLASTIQUE GR : POLYPROPYLEN-SPULENRAD MIT KAUSCHUK LAUFFLÄCHE						
CODE NO	WHEEL NAME		mm	mm	mm	mm	mm	kg	kg
50-113	80x25	MLS	80	30	35	12	0.160	50	
50-482	80x25	MLS INOX	80	30	35	12	0.161	50	
50-114	100x30	MLS	100	30	35	12	0.560	70	
50-483	100x30	MLS INOX	100	30	35	12	0.560	70	
50-115	125x37.5	MLS	125	37.5	45	15	0.540	100	
50-484	125x37.5	MLS INOX	125	37.5	45	15	0.540	100	
50-116	140x37.5	MLS	140	37.5	45	15	0.612	115	
50-117	150x40	MLS	150	40	45	15	0.790	135	
50-485	150x40	MLS INOX	150	40	45	15	0.790	135	
50-118	160x40	MLS	160	40	59	20	0.961	135	
50-119	180x45	MLS	180	45	59	20	1.265	170	
50-120	200x50	MLS	200	50	59	20	1.540	220	

BODY : (M) POLYPROPYLENE
TREAD : (L) RUBBER (BLACK)
BEARING : (S) ROLLER BEARING

GROUND TEMP. FEATURE : HARD SMOOTH GROUNDS (PLAIN CONCRETE, GRANITE ETC.)
: -20C° / +90C°
: GROUND FRIENDLY + ABILITY TO WORK SILENTLY + ABILITY TO REDUCE GROUND IMPACTS + NOT AFFECTED BY OUTDOOR CONDITIONS



MLR			EN : POLYPROPYLENE WITH BLACK RUBBER TREAD, BALL-BEARING FR : ROULEMENT À BILLES DOS REVÊTU CAOUTCHOUC NOIR POULIE DE ROUE EN POLYPROPYLÈNE GR : POLYPROPYLEN RADSCHLEIBE SCHWARZER GUMMIREIFEN ÜBERZOGENE LAUFFLÄCHE MIT KUGELLAGER						
CODE NO	WHEEL NAME		mm	mm	mm	mm	mm	kg	kg
50-934	250x50	MLR	250	50	58	20	1.850	250	
50-941	300x50	MLR	300	50	58	20	2.469	300	

BODY : (M) POLYPROPYLENE
TREAD : (L) RUBBER (GRAY)
BEARING : (R) BALL BEARING


GROUND TEMP. FEATURE : ON ALL NONCHEMICAL GROUNDS (ASPHALT, GRANITE ETC.)
: -20C° / +80C°
: LOW PROPULSION RESISTANCE + CHEMICAL RESISTANCE + ABILITY TO WORK SILENTLY + ABILITY TO REDUCE GROUND IMPACTS

*OPTIONAL: STAINLESS INNER PIPES AND ROLLER BEARINGS CAN BE PRODUCED AGAINST CORROSION IN HUMID, VAPORIZED AND AQUEOUS ENVIRONMENTS THAT CREATE EXCESSIVE CORROSION EFFECT



PLB		EN : BLACK RUBBER TREAD OVER POLYAMIDE RIM WITH PLAIN BEARING FR : CORPS DE ROUE EN POLYAMIDE BANDAGE EN CAOUTCHOUC DE COULEUR NOIR, ALESAGE LISSE GR: VOLLGUMMIRÄDER AUF POLYAMIDFELGEN MIT GLEITLAGERUNG IN DER RADNABE					
CODE NO	WHEEL NAME	mm	mm	mm	mm	kg	kg
50-587	200x50 PLB	200	50	99	20	1.504	220

BODY : (P) POLYAMIDE (PA6) **GROUND** : HARD SMOOTH GROUNDS (PLAIN CONCRETE, GRANITE, ASPHALT ETC.)
TREAD : (L) RUBBER **TEMP.** : -20C° / +70C°
BEARING : (B) PLAIN BEARING **FEATURE** : GROUND FRIENDLY + ABILITY TO WORK SILENTLY + ABILITY TO REDUCE GROUND IMPACTS + NOT AFFECTED BY OUTDOOR CONDITIONS



PLB spare wheel can be produced in specially designed sets for garbage containers.

Roue PLB destinée spécifiquement aux containers de poubelle. Fabrication en série possible.

PLB Ersatzrad speziell für müllcontainer ausgestattet kann auch als sets produziert werden.

RUBBER WHEELS ON STEEL RIM



SLP			EN : STEEL RIM WITH BLACK-RUBBER TREAD POLYAMIDE PLAIN BEARING FR : ROUE EN TÔLE AVEC PALIER REVÊTUE DE POLYAMIDE GR : POLYAMIDBUCHSEN-BLECHRAD MIT KAUSCHUK LAUFFLÄCHE					
CODE NO	WHEEL NAME		mm	mm	mm	mm	kg	kg
50-129	80x25	SLP	80	25	35	12	0.165	50
50-130	100x30	SLP	100	30	35	12	0.320	70
50-131	125x37.5	SLP	125	37.5	45	15	0.595	100
50-132	140x37.5	SLP	140	37.5	45	15	0.740	115
50-133	150x40	SLP	150	40	45	15	0.870	135
50-134	160x40	SLP	160	40	59	20	1.075	135
50-135	180x45	SLP	180	45	59	20	1.485	170
50-136	200x50 (1.5mm)	SLP	200	50	59	20	1.770	205

BODY : (S) STEEL RIM
TREAD : (L) RUBBER
BEARING : (P) POLYAMIDE PLAIN BEARING (PA6)

GROUND TEMP. FEATURE : HARD SMOOTH GROUNDS (PLAIN CONCRETE, GRANITE ETC.)
 : -15C° / +80C°
 : GROUND FRIENDLY + ABILITY TO WORK SILENTLY + ABILITY TO REDUCE GROUND IMPACTS + NOT AFFECTED BY OUTDOOR CONDITIONS



SLP			EN : STEEL RIM WITH BLACK-RUBBER TREAD POLYAMIDE PLAIN BEARING FR : ROUE EN TÔLE AVEC PALIER REVÊTUE DE POLYAMIDE GR : POLYAMIDBUCHSEN-BLECHRAD MIT KAUSCHUK LAUFFLÄCHE					
CODE NO	WHEEL NAME		mm	mm	mm	mm	kg	kg
50-039	100x35	SLP	100	35	50	15	0.470	100
50-040	125x40	SLP	125	40	50	20	0.765	130
50-041	150x45	SLP	150	45	50	20	1.150	160
50-042	170x45	SLP	170	45	50	20	1.405	170
50-636	200x50 (2 mm)	SLP	200	50	59	20	1.800	205
50-044	250x60	SLP	250	60	65	25	3.770	295
50-045	280x70	SLP	280	70	75	25	5.140	350







BODY : (S) STEEL RIM
TREAD : (L) RUBBER
BEARING : (P) POLYAMIDE PLAIN BEARING (PA6)

GROUND TEMP. FEATURE : HARD SMOOTH GROUNDS (PLAIN CONCRETE, GRANITE ETC.)
 : -15C° / +80C°
 : GROUND FRIENDLY + ABILITY TO WORK SILENTLY + ABILITY TO REDUCE GROUND IMPACTS + NOT AFFECTED BY OUTDOOR CONDITIONS



SLP-iS

EN : STEEL RIM WITH BLACK RUBBER TREAD, POLYAMIDE PLAIN-BEARING
FR : ROUE EN TÔLE AVEC PALIER REVÊTUE DE POLYAMIDE
GR : GUMMI POLYAMID BUCHSENRAD AUF BLECH

CODE NO	WHEEL NAME	 mm	 mm	 mm	 mm	 kg	 kg
50-254	100x25 SLP-iS	100	25	35	10	0.300	70
50-255	130x30 SLP-iS	130	30	40	13	0.560	80
50-256	150x35 SLP-iS	150	35	40	13	0.805	100
50-257	170x40 SLP-iS	170	40	40	15	1.170	125
50-258	200x45 SLP-iS	200	45	60	20	1.710	145
50-259	220x45 SLP-iS	220	45	60	20	2.134	160

BODY
TREAD
BEARING

: (S) STEEL RIM
: (L) RUBBER
: (P) POLYAMIDE PLAIN BEARING (PA6)







GROUND
TEMP.
FEATURE

: HARD SMOOTH GROUNDS (PLAIN CONCRETE, GRANITE ETC.)
: -15°C / +80°C
: GROUND FRIENDLY + ABILITY TO WORK SILENTLY + ABILITY TO REDUCE GROUND IMPACTS + NOT AFFECTED BY OUTDOOR CONDITIONS



SLP-iS

EN : STEEL RIM WITH BLACK RUBBER TREAD, POLYAMIDE PLAIN-BEARING
FR : ROUE EN TÔLE AVEC PALIER REVÊTUE DE POLYAMIDE
GR : GUMMI POLYAMID BUCHSENRAD AUF BLECH

CODE NO	WHEEL NAME	 mm	 mm	 mm	 mm	 kg	 kg
50-260	250x50 SLP-iS	250	50	52	20	3.030	200
50-261	300x60 SLP-iS	300	60	65	25	4.810	320
50-046	350x65 SLP-iS	350	65	65	25	4.720	350

BODY
TREAD
BEARING

: (S) STEEL RIM
: (L) RUBBER
: (P) POLYAMIDE PLAIN BEARING (PA6)

GROUND
TEMP.
FEATURE

: HARD SMOOTH GROUNDS (PLAIN CONCRETE, GRANITE ETC.)
: -15°C / +80°C
: GROUND FRIENDLY + ABILITY TO WORK SILENTLY + ABILITY TO REDUCE GROUND IMPACTS + NOT AFFECTED BY OUTDOOR CONDITIONS

RUBBER WHEELS ON STEEL RIM



SLS			EN : STEEL RIM WITH BLACK-RUBBER TREAD ROLLER BEARING FR : ROUE À ROULEAUX EN TÔLE REVÊTUE DE CAOUTCHOUC GR : BLECH-SPULENRAD MIT KAUSCHUK LAUFLÄCHE					
CODE NO	WHEEL NAME		mm	mm	mm	mm	kg	kg
50-047	100x35	SLS	100	35	50	15	0.515	100
50-048	125x40	SLS	125	40	50	20	0.875	130
50-049	150x45	SLS	150	45	50	20	1.015	160
50-050	170x45	SLS	170	45	50	20	1.435	170
50-051	200x50	SLS	200	50	59	20	1.851	205
50-052	250x60	SLS	250	60	65	25	3.895	295
50-053	280x70	SLS	280	70	75	25	5.281	350

BODY : (S) STEEL RIM
TREAD : (L) RUBBER
BEARING : (S) ROLLER BEARING

GROUND TEMP. FEATURE : HARD SMOOTH GROUNDS (PLAIN CONCRETE, GRANITE ETC.)
 : -15°C / +80°C
 : GROUND FRIENDLY + ABILITY TO WORK SILENTLY + ABILITY TO REDUCE GROUND IMPACTS + NOT AFFECTED BY OUTDOOR CONDITIONS



SLS-is			EN : STEEL RIM WITH BLACK RUBBER TREAD, ROLLER-BEARING FR : ROUE AVEC ROULEAUX EN TÔLE REVÊTUE DE CAOUTCHOUC GR : GUMMISPULENRAD AUF BLECH					
CODE NO	WHEEL NAME		mm	mm	mm	mm	kg	kg
50-262	130x30	SLS-is	130	30	40	15	0.595	80
50-263	150x35	SLS-is	150	35	40	15	0.885	100
50-264	170x40	SLS-is	170	40	40	15	1.215	125
50-265	200x45	SLS-is	200	45	60	20	1.820	145
50-266	220x45	SLS-is	220	45	60	20	2.235	160







BODY : (S) STEEL RIM (DKP)
TREAD : (L) RUBBER
BEARING : (S) ROLLER BEARING

GROUND TEMP. FEATURE : HARD SMOOTH GROUNDS (PLAIN CONCRETE, GRANITE ETC.)
 : -15°C / +80°C
 : GROUND FRIENDLY + ABILITY TO WORK SILENTLY + ABILITY TO REDUCE GROUND IMPACTS + NOT AFFECTED BY OUTDOOR CONDITIONS



SLS-IS

EN : STEEL RIM WITH BLACK RUBBER TREAD, ROLLER-BEARING
FR : ROUE AVEC ROULEAUX EN TÔLE REVÊTUE DE CAOUTCHOUC
GR : GUMMISPULENRAD AUF BLECH

CODE NO	WHEEL NAME		 mm	 mm	 mm	 mm	 kg	 kg
50-267	250x50	SLS-IS	250	50	60	20	3.130	220
50-268	300x60	SLS-IS	300	60	70	25	4.895	320
50-269	350x65	SLS-IS	350	65	66	25	4.870	350
50-270	400x70	SLS-IS	400	70	72	30	6.945	400
50-038	400x100	SLS-IS	400	100	72	30	11.830	400







BODY : (S) STEEL RIM (DKP)
TREAD : (L) RUBBER
BEARING : (S) ROLLER BEARING

GROUND TEMP. FEATURE : HARD SMOOTH GROUNDS (PLAIN CONCRETE, GRANITE ETC.)
: -15C° / +80C°
: GROUND FRIENDLY + ABILITY TO WORK SILENTLY + ABILITY TO REDUCE GROUND IMPACTS + NOT AFFECTED BY OUTDOOR CONDITIONS



SLS

EN : STEEL RIM WITH BLACK-RUBBER TREAD ROLLER BEARING
FR : ROUE À ROULEAUX EN TÔLE REVÊTUE DE CAOUTCHOUC
GR : BLECH-SPULENRAD MIT KAUTSCHUK LAUFLÄCHE







CODE NO	WHEEL NAME		 mm	 mm	 mm	 mm	 kg	 kg
50-145	80x25	SLS	80	30	35	12	0.200	50
50-146	100x30	SLS	100	30	35	12	0.365	70
50-147	125x37.5	SLS	125	37.5	45	15	0.616	100
50-148	140x37.5	SLS	140	37.5	45	15	0.760	115
50-149	150x40	SLS	150	40	45	15	0.895	135
50-150	160x40	SLS	160	40	59	20	1.155	135
50-151	180x45	SLS	180	45	59	20	1.540	170
50-152	200x50	SLS	200	50	59	20	1.795	205

BODY : (S) STEEL RIM
TREAD : (L) RUBBER
BEARING : (S) ROLLER BEARING

GROUND TEMP. FEATURE : HARD SMOOTH GROUNDS (PLAIN CONCRETE, GRANITE ETC.)
: -15C° / +80C°
: GROUND FRIENDLY + ABILITY TO WORK SILENTLY + ABILITY TO REDUCE GROUND IMPACTS + NOT AFFECTED BY OUTDOOR CONDITIONS

RUBBER WHEELS ON STEEL RIM



SLR			EN : STEEL RIM WITH BLACK RUBBER TREAD, BALL-BEARING FR : ROUE AVEC ROULEMENT EN TÔLE REVÊTUE DE CAOUTCHOUC GR : BLECH-SPULENRAD MIT KAUTSCHUK LAUFFLÄCHE					
CODE NO	WHEEL NAME		 mm	 mm	 mm	 mm	 kg	 kg
50-271	150x35	SLR	150	35	45	15	0.891	100
50-887	150x45	SLR	150	45	50	15	0.960	120
50-444	200x50x15	SLR	200	50	52	15	1.881	205
50-473	200x45x17	SLR	200	45	60	17	2.081	145
50-272	200x45x20	SLR	200	45	60	20	2.081	145
50-472	200x45x25	SLR	200	45	60	25	2.081	145
50-273	220x45x20	SLR	220	45	60	20	2.421	160
50-022	220x45x25	SLR	220	45	60	25	2.421	160
50-043	250x50x17	SLR	250	50	65	17	2.483	220
50-384	250x50x20	SLR	250	50	65	20	2.483	220
50-403	250x50x25	SLR	250	50	65	25	2.483	220
50-683	250x60x20	SLR	250	60	65	20	2.800	295
50-452	300x60x17	SLR	300	60	78	17	3.121	320
50-093	300x60x20	SLR	300	60	78	20	3.121	320
50-450	300x60x25	SLR	300	60	78	25	3.121	320
50-650	350x65	SLR	350	65	78	25	3.570	350
50-659	400x70	SLR	400	70	100	30	3.840	400
50-504	400x100	SLR	400	100	100	30	4.000	400

BODY : (S) STEEL RIM
TREAD : (L) RUBBER
BEARING : (R) BALL BEARING

GROUND TEMP. FEATURE : HARD SMOOTH GROUNDS (PLAIN CONCRETE, GRANITE ETC.)
 : -15C° / +80C°
 : GROUND FRIENDLY + ABILITY TO WORK SILENTLY + ABILITY TO REDUCE GROUND IMPACTS + NOT AFFECTED BY OUTDOOR CONDITIONS



SEP			EN : STEEL RIM WITH GRAY RUBBER TREAD, POLYAMIDE PLAIN-BEARING FR : ROUE EN TÔLE AVEC PALIER REVÊTUE DE CAOUTCHOUC GRIS GR : POLYAMIDBUCHSEN-BLECHRAD MIT GRAUKAUTSCHUK LAUFFLÄCHE					
CODE NO	WHEEL NAME		mm	mm	mm	mm	kg	kg
50-137	80x25	SEP	80	30	35	12	0.185	50
50-138	100x30	SEP	100	30	35	12	0.315	70
50-139	125x37.5	SEP	125	37.5	45	15	0.570	100
50-140	140x37.5	SEP	140	37.5	45	15	0.685	115
50-141	150x40	SEP	150	40	45	15	0.770	135
50-142	160x40	SEP	160	40	59	20	1.010	135
50-143	180x45	SEP	180	45	59	20	1.421	170
50-144	200x50	SEP	200	50	59	20	1.801	205
50-555	250x60	SEP	250	60	65	25	3.780	295

BODY : (S) STEEL RIM
TREAD : (E) RUBBER (GRAY)
BEARING : (P) POLYAMIDE PLAIN BEARING (PA6)

GROUND TEMP. FEATURE : HARD SMOOTH GROUNDS (PLAIN CONCRETE, GRANITE, ASPHALT ETC.)
 : -15C° / +80C°
 : GROUND FRIENDLY + ABILITY TO WORK SILENTLY + ABILITY TO REDUCE GROUND IMPACTS + NO GROUND POLLUTION



SEP			EN : STEEL RIM WITH GRAY RUBBER TREAD, POLYAMIDE PLAIN-BEARING FR : ROUE EN TÔLE AVEC PALIER REVÊTUE DE CAOUTCHOUC GRIS GR : POLYAMIDBUCHSEN-BLECHRAD MIT GRAUKAUTSCHUK LAUFFLÄCHE					
CODE NO	WHEEL NAME		mm	mm	mm	mm	kg	kg
50-023	100x25	SEP	100	25	30	12	0.355	70
50-024	125x30	SEP	125	30	35	12	0.491	100
50-025	150x30	SEP	150	30	35	12	0.786	110

BODY : (S) STEEL RIM
TREAD : (E) RUBBER (GRAY)
BEARING : (P) POLYAMIDE PLAIN BEARING (PA6)

GROUND TEMP. FEATURE : HARD SMOOTH GROUNDS (PLAIN CONCRETE, GRANITE, ASPHALT ETC.)
 : -15C° / +80C°
 : GROUND FRIENDLY + ABILITY TO WORK SILENTLY + ABILITY TO REDUCE GROUND IMPACTS + NO GROUND POLLUTION

GRAY RUBBER WHEELS ON STEEL RIM



SEP			EN : STEEL RIM WITH GRAY RUBBER TREAD, POLYAMIDE PLAIN-BEARING FR : ROUE EN TÔLE AVEC PALIER REVÊTUE DE CAOUTCHOUC GRIS GR : POLYAMIDBUCHSEN-BLECHRAD MIT GRAUKAUTSCHUK LAUFFLÄCHE					
CODE NO	WHEEL NAME		mm	mm	mm	mm	kg	kg
50-475	100x35	SEP	100	35	50	15	0.430	100
50-476	125x40	SEP	125	40	50	20	0.695	130
50-470	150x45	SEP	150	45	50	20	1.035	160
50-084	170x45	SEP	170	45	50	20	1.405	170
50-144	200x50	SEP	200	50	50	20	1.801	205
50-554	220x45	SEP	220	45	50	20	2.134	160

**BODY
TREAD
BEARING**

: (S) STEEL RIM
: (E) RUBBER (GRAY)
: (P) POLYAMIDE
PLAIN BEARING (PA6)

**GROUND
TEMP.
FEATURE**

: HARD SMOOTH GROUNDS (PLAIN CONCRETE, GRANITE, ASPHALT ETC.)
: -15°C / +80°C
: GROUND FRIENDLY + ABILITY TO WORK SILENTLY + ABILITY TO REDUCE
GROUND IMPACTS + NO GROUND POLLUTION



SES			EN : STEEL RIM WITH GRAY RUBBER, ROLLER BEARING FR : ROULEMENT À ROULEAUX CAOUTCHOUC SUR JANTE EN TÔLE GR : BLECH FELGEN OBERFLÄCHE ELASTISCH BESCHICHTET MIT SPULE					
CODE NO	WHEEL NAME		mm	mm	mm	mm	kg	kg
50-153	80x25	SES	80	30	35	12	0.200	50
50-154	100x30	SES	100	30	35	12	0.330	70
50-155	125x37.5	SES	125	37.5	45	15	0.590	100
50-156	140x37.5	SES	140	37.5	45	15	0.715	115
50-157	150x40	SES	150	40	45	15	0.810	135
50-158	160x40	SES	160	40	59	20	1.075	135
50-159	180x45	SES	180	45	59	20	1.385	170
50-160	200x50	SES	200	50	59	20	1.790	205
50-553	220x45	SES	220	45	59	20	2.235	160
50-556	250x60	SES	250	60	65	25	3.905	295

**BODY
TREAD
BEARING**

: (S) STEEL RIM
: (E) RUBBER (GRAY)
: (S) ROLLER BEARING

**GROUND
TEMP.
FEATURE**

: HARD SMOOTH GROUNDS (PLAIN CONCRETE, GRANITE, ASPHALT ETC.)
: -15°C / +80°C
: GROUND FRIENDLY + ABILITY TO WORK SILENTLY + ABILITY TO REDUCE
GROUND IMPACTS + NO GROUND POLLUTION



SES			EN : STEEL RIM WITH GRAY RUBBER, ROLLER BEARING FR : ROULEMENT À ROULEAUX CAOUTCHOUC SUR JANTE EN TÔLE GR : BLECH FELGEN OBERFLÄCHE ELASTISCH BESCHICHTET MIT SPULE					
CODE NO	WHEEL NAME		mm	mm	mm	mm	kg	kg
50-415	100x35	SES	100	35	50	15	0.485	100
50-416	125x40	SES	125	40	50	20	0.800	130
50-491	140x40	SES	140	40	45	15	0.850	160
50-471	150x45	SES	150	45	50	20	1.135	160
50-008	170x45	SES	170	45	50	20	1.405	170
50-160	200x50	SES	200	50	59	20	1.791	205

BODY : (S) STEEL RIM
TREAD : (E) RUBBER (GRAY)
BEARING : (S) ROLLER BEARING

GROUND TEMP. FEATURE : HARD SMOOTH GROUNDS (PLAIN CONCRETE, GRANITE, ASPHALT ETC.)
 : -15C° / +80C°
 : GROUND FRIENDLY + ABILITY TO WORK SILENTLY + ABILITY TO REDUCE GROUND IMPACTS + NO GROUND POLLUTION



SES			EN : STEEL RIM WITH GRAY RUBBER, ROLLER BEARING FR : ROULEMENT À ROULEAUX CAOUTCHOUC SUR JANTE EN TÔLE GR : BLECH FELGEN OBERFLÄCHE ELASTISCH BESCHICHTET MIT SPULE					
CODE NO	WHEEL NAME		mm	mm	mm	mm	kg	kg
50-019	100x25	SES	100	25	30	12	0.365	70
50-020	125x30	SES	125	30	35	12	0.530	100
50-021	150x30	SES	150	30	35	12	0.790	110

BODY : (S) STEEL RIM
TREAD : (E) RUBBER (GRAY)
BEARING : (S) ROLLER BEARING

GROUND TEMP. FEATURE : HARD SMOOTH GROUNDS (PLAIN CONCRETE, GRANITE, ASPHALT ETC.)
 : -15C° / +80C°
 : GROUND FRIENDLY + ABILITY TO WORK SILENTLY + ABILITY TO REDUCE GROUND IMPACTS + NO GROUND POLLUTION



SER			EN : STEEL RIM WITH GRAY RUBBER TREAD, BALL-BEARING FR : ROUE AVEC ROULEMENT EN TÔLE REVÊTUE DE CAOUTCHOUC GRIS GR : BLECH-LAGERRAD MIT GRAUKAUTSCHUK LAUFFLÄCHEBLECHKÖRPER					
CODE NO	WHEEL NAME		mm	mm	mm	mm	kg	kg
50-375	200x50	SER	200	50	52	15	1.881	205

BODY : (S) STEEL RIM
TREAD : (E) RUBBER (GRAY)
BEARING : (R) BALL BEARING

GROUND TEMP. FEATURE : HARD SMOOTH GROUNDS (PLAIN CONCRETE, GRANITE, ASPHALT ETC.)
 : -15C° / +80C°
 : GROUND FRIENDLY + ABILITY TO WORK SILENTLY + ABILITY TO REDUCE GROUND IMPACTS + NO GROUND POLLUTION

SEMI-PNEUMATIC WHEELS



MSB			EN : POLYPROPYLENE WITH SEMI-PNEUMATIC RUBBER TREAD, PLAIN-BEARING (BLACK) FR : ROUE EN POLYPROPYLENE AVEC PALIER POLYAMIDE SEMI PNEUMATIQUE (NOIR) GR : POLYAMIDBUCHSEN-POLYPROPYLENRAD MIT HALB-PNEUMATISCHER KAUSCHUK LAUFFLÄCHE (SCHWARZ)					
CODE NO	WHEEL NAME							
			mm	mm	mm	mm	kg	kg
50-317	200x50 MSB		200	50	60	20	1.060	70
50-321	300x4 MSB		254	85	80	20	3.730	120

BODY : (M) POLYPROPYLENE
TREAD : (S) SEMI-PNEUMATIC RUBBER (BLACK)
BEARING : (B) POLYAMIDE PLAIN BEARING (PA6)

GROUND TEMP. FEATURE : ALL GROUNDS (PLAIN CONCRETE, PEBBLE, ASPHALT ETC.)
 : -15C° / +80C°
 : GROUND FRIENDLY + ABILITY TO WORK SILENTLY + ABILITY TO REDUCE GROUND IMPACTS



MGB			EN : POLYPROPYLENE WITH SEMI-PNEUMATIC RUBBER TREAD, PLAIN-BEARING (GRAY) FR : ROUE EN POLYPROPYLENE AVEC PALIER POLYAMIDE SEMI PNEUMATIQUE (GRIS) GR : POLYAMIDBUCHSEN-POLYPROPYLENRAD MIT HALB-PNEUMATISCHER KAUSCHUK LAUFFLÄCHE (GRAU)					
CODE NO	WHEEL NAME							
			mm	mm	mm	mm	kg	kg
50-319	200x50 MGB		200	50	60	20	1.050	70
50-395	300x4 MGB		254	85	80	20	4.920	120

BODY : (M) POLYPROPYLENE
TREAD : (G) SEMI-PNEUMATIC RUBBER (GRAY)
BEARING : (B) POLYAMIDE PLAIN BEARING (PA6)

GROUND TEMP. FEATURE : ALL GROUNDS (PLAIN CONCRETE, PEBBLE, ASPHALT ETC.)
 : -15C° / +80C°
 : GROUND FRIENDLY + ABILITY TO WORK SILENTLY + ABILITY TO REDUCE GROUND IMPACTS + NO GROUND POLLUTION



MSS			EN : POLYPROPYLENE WITH SEMI-PNEUMATIC RUBBER TREAD ROLLER BEARING FR : ROUE À ROULEAUX POLYPROPYLENE SEMI PNEUMATIQUE GR : PROPYLEN-SPULENRAD MIT HALB-PNEUMATISCHER KAUSCHUK LAUFFLÄCHE					
CODE NO	WHEEL NAME							
			mm	mm	mm	mm	kg	kg
50-318	200x50 MSS		200	50	60	20	1.125	70
50-322	300x4 MSS		254	85	80	20	3.800	120

BODY : (M) POLYPROPYLENE
TREAD : (S) SEMI-PNEUMATIC RUBBER (BLACK)
BEARING : (S) ROLLER BEARING

GROUND TEMP. FEATURE : ALL GROUNDS (PLAIN CONCRETE, PEBBLE, ASPHALT ETC.)
 : -15C° / +80C°
 : GROUND FRIENDLY + ABILITY TO WORK SILENTLY + ABILITY TO REDUCE GROUND IMPACTS



MGS			EN : POLYPROPYLENE WITH SEMI-PNEUMATIC RUBBER TREAD, ROLLER-BEARING (GRAY) FR : ROUE À ROULEAUX POLYPROPYLENE SEMI PNEUMATIQUE (GRIS) GR : PROPYLEN-SPULENRAD MIT HALB-PNEUMATISCHER KAUSCHUK LAUFFLÄCHE (GRAU)					
CODE NO	WHEEL NAME		mm	mm	mm	mm	kg	kg
50-320	200x50 MGS		200	50	60	20	1.120	70
50-396	300x4 MGS		254	85	80	20	4.905	120

BODY : (M) POLYPROPYLENE
TREAD : (G) SEMI-PNEUMATIC RUBBER (GRAY)
BEARING : (S) ROLLER BEARING

GROUND TEMP. FEATURE : ALL GROUNDS (PLAIN CONCRETE, PEBBLE, ASPHALT ETC.)
 : -15C° / +80C°
 : GROUND FRIENDLY + ABILITY TO WORK SILENTLY + ABILITY TO REDUCE GROUND IMPACTS + NO GROUND POLLUTION



MSR			EN : POLYPROPYLENE WITH SEMI-PNEUMATIC RUBBER TREAD, BALL-BEARING (BLACK) FR : ROUE AVEC ROULEMENT POLYPROPYLENE SEMI PNEUMATIQUE (NOIR) GR : PROPYLEN-LAGERRAD MIT HALB-PNEUMATISCHER KAUSCHUK LAUFFLÄCHE (SCHWARZ)					
CODE NO	WHEEL NAME		mm	mm	mm	mm	kg	kg
50-376	200x50 MSR		200	50	60	15	1.115	70
50-323	300x4 MSR		254	85	80	20	3.840	120

BODY : (M) POLYPROPYLENE
TREAD : (S) SEMI-PNEUMATIC RUBBER (BLACK)
BEARING : (R) BALL BEARING

GROUND TEMP. FEATURE : ALL GROUNDS (PLAIN CONCRETE, PEBBLE, ASPHALT ETC.)
 : -15C° / +80C°
 : GROUND FRIENDLY + ABILITY TO WORK SILENTLY + ABILITY TO REDUCE GROUND IMPACTS



MGR			EN : POLYPROPYLENE WITH SEMI-PNEUMATIC RUBBER TREAD, BALL-BEARING (GRAY) FR : ROUE AVEC ROULEMENT POLYPROPYLENE SEMI PNEUMATIQUE (GRIS) GR : PROPYLEN-LAGERRAD MIT HALB-PNEUMATISCHER KAUSCHUK LAUFFLÄCHE (GRAU)					
CODE NO	WHEEL NAME		mm	mm	mm	mm	kg	kg
50-417	200x50 MGR		200	50	60	15	1.125	70
50-398	300x4 MGR		254	85	80	20	4.965	120

BODY : (M) POLYPROPYLENE
TREAD : (G) SEMI-PNEUMATIC RUBBER (GRAY)
BEARING : (R) BALL BEARING

GROUND TEMP. FEATURE : ALL GROUNDS (PLAIN CONCRETE, PEBBLE, ASPHALT ETC.)
 : -15C° / +80C°
 : GROUND FRIENDLY + ABILITY TO WORK SILENTLY + ABILITY TO REDUCE GROUND IMPACTS + NO GROUND POLLUTION

WHEEL WITH SEMI-PNEUMATIC RUBBER ON STEEL RIM



SSB			EN : STEEL RIM WITH SEMI-PNEUMATIC RUBBER TREAD, PLAIN-BEARING (BLACK) FR : ROUE EN TÔLE PALIER CAOUTCHOUC SEMI PNEUMATIQUE (NOIR) GR : POLYAMIDBUCHSEN-BLECHRAD MIT HALB-PNEUMATISCHER KAUTSCHUK LAUFFLÄCHE (SCHWARZ)					
CODE NO	WHEEL NAME		mm	mm	mm	mm	kg	kg
50-400	200x50	SSB	200	50	59	20	1.350	80
50-449	300x4	SSB	254	85	80	20	4.040	140

BODY : (S) STEEL RIM
TREAD : (S) SEMI-PNEUMATIC RUBBER (BLACK)
BEARING : (B) POLYAMIDE PLAIN BEARING (PA6)

GROUND TEMP. FEATURE : ALL GROUNDS (PLAIN CONCRETE, PEBBLE, ASPHALT ETC.)
 : -15C° / +80C°
 : GROUND FRIENDLY + ABILITY TO WORK SILENTLY + ABILITY TO REDUCE GROUND IMPACTS



SGB			EN : STEEL RIM WITH SEMI-PNEUMATIC RUBBER TREAD, PLAIN-BEARING (GRAY) FR : ROUE EN TÔLE PALIER CAOUTCHOUC SEMI PNEUMATIQUE (GRIS) GR : POLYAMIDBUCHSEN-BLECHRAD MIT HALB-PNEUMATISCHER KAUTSCHUK LAUFFLÄCHE (GRAU)					
CODE NO	WHEEL NAME		mm	mm	mm	mm	kg	kg
50-458	200x50	SGB	200	50	59	20	1.355	80
50-394	300x4	SGB	254	85	80	20	5.160	140

BODY : (S) STEEL RIM
TREAD : (G) SEMI-PNEUMATIC RUBBER (GRAY)
BEARING : (B) POLYAMIDE PLAIN BEARING (PA6)

GROUND TEMP. FEATURE : ALL GROUNDS (PLAIN CONCRETE, PEBBLE, ASPHALT ETC.)
 : -15C° / +80C°
 : GROUND FRIENDLY + ABILITY TO WORK SILENTLY + ABILITY TO REDUCE GROUND IMPACTS + NO GROUND POLLUTION



SSS			EN : STEEL RIM WITH SEMI-PNEUMATIC TREAD ROLLER BEARING FR : ROUE À ROULEAUX EN TÔLE CAOUTCHOUC SEMI PNEUMATIQUE GR : BLECH-SPULENRAD MIT HALB-PNEUMATISCHER KAUTSCHUK LAUFFLÄCHE					
CODE NO	WHEEL NAME		mm	mm	mm	mm	kg	kg
50-368	200x50	SSS	200	50	59	20	1.360	80
50-364	300x4	SSS	254	85	80	20	4.100	140

BODY : (S) STEEL RIM
TREAD : (S) SEMI-PNEUMATIC RUBBER (BLACK)
BEARING : (S) ROLLER BEARING

GROUND TEMP. FEATURE : ALL GROUNDS (PLAIN CONCRETE, PEBBLE, ASPHALT ETC.)
 : -15C° / +80C°
 : GROUND FRIENDLY + ABILITY TO WORK SILENTLY + ABILITY TO REDUCE GROUND IMPACTS



SGS		EN : STEEL RIM WITH SEMI-PNEUMATIC RUBBER TREAD, ROLLER-BEARING (GRAY) FR : ROUE À ROULEAUX EN TÔLE CAOUTCHOUC SEMI PNEUMATIQUE (GRIS) GR : BLECH-SPULENRAD MIT HALB-PNEUMATISCHER KAUTSCHUK LAUFFLÄCHE (GRAU)					
CODE NO	WHEEL NAME	mm	mm	mm	mm	kg	kg
50-365	200x50 SGS	200	50	59	20	1.415	80
50-399	300x4 SGS	254	85	80	20	5.290	140

BODY : (S) STEEL RIM
TREAD : (G) SEMI-PNEUMATIC RUBBER (GRAY)
BEARING : (S) ROLLER BEARING

GROUND TEMP. FEATURE : ALL GROUNDS (PLAIN CONCRETE, PEBBLE, ASPHALT ETC.)
 : -15°C / +80°C
 : GROUND FRIENDLY + ABILITY TO WORK SILENTLY + ABILITY TO REDUCE GROUND IMPACTS + NO GROUND POLLUTION

PNEUMATIC WHEELS



MHP			EN : POLYPROPYLENE WITH PNEUMATIC RUBBER TREAD POLYAMIDE PLAIN BEARING FR : ROUE EN POLYPROPYLÈNE AVEC PALIER POLYAMIDE PNEUMATIQUE GR : POLYAMIDBUCHSEN-POLYPROPYLENRAD MIT PNEUMATISCHER KAUSCHUK LAUFFLÄCHE					
CODE NO	WHEEL NAME		mm	mm	mm	mm	kg	kg
50-315	200x50 MHP 4PR		200	50	57	15	0.610	70
50-290	300x4 MHP 4PR		254	85	72	20	1.190	100
50-296	300x8 MHP 4PR		355	85	89	20	2.185	110
50-299	350x6 MHP 4PR		330	80	84	20	1.785	120
50-305	350x8 MHP 4PR		381	90	89	20	2.425	120
50-308	400x8 MHP 4PR		406	90	89	20	2.800	160

BODY : (M) POLYPROPYLENE
TREAD : (H) PNEUMATIC RUBBER
BEARING : (P) POLYAMIDE PLAIN BEARING (PA6)

GROUND TEMP. FEATURE : ALL GROUNDS (PLAIN CONCRETE, PEBBLE, ASPHALT ETC.)
 : -35°C / +50°C
 : GROUND FRIENDLY + ABILITY TO WORK SILENTLY + ABILITY TO REDUCE GROUND IMPACTS









MHS			EN : POLYPROPYLENE RIM COVER WITH PNEUMATIC RUBBER TREAD, ROLLER-BEARING FR : ROUE À ROULEAUX POLYPROPYLÈNE PNEUMATIQUE GR : POLYPROPYLEN-SPULENRAD MIT PNEUMATISCHER KAUSCHUK LAUFFLÄCHE					
CODE NO	WHEEL NAME		mm	mm	mm	mm	kg	kg
50-325	200x50 MHS 4PR		200	50	57	15	0.635	70
50-291	300x4 MHS 4PR		254	85	72	20	1.200	100
50-297	300x8 MHS 4PR		355	85	89	20	2.300	110
50-303	350x6 MHS 4PR		330	80	89	20	2.015	120
50-300	350x8 MHS 4PR		381	90	84	20	2.700	120
50-309	400x8 MHS 4PR		406	90	89	20	2.015	160

BODY : (M) POLYPROPYLENE
TREAD : (H) PNEUMATIC RUBBER
BEARING : (S) ROLLER BEARING

GROUND TEMP. FEATURE : ALL GROUNDS (PLAIN CONCRETE, PEBBLE, ASPHALT ETC.)
 : -35°C / +50°C
 : GROUND FRIENDLY + ABILITY TO WORK SILENTLY + ABILITY TO REDUCE GROUND IMPACTS









MHR			EN : POLYPROPYLENE WITH PNEUMATIC RUBBER TREAD BALL BEARING FR : ROUE AVEC ROULEMENT POLYPROPYLENE PNEUMATIQUE GR : POLYPROPYLEN-LAGERRAD MIT PNEUMATISCHER KAUSCHUK LAUFFLÄCHE					
CODE NO	WHEEL NAME		 mm	 mm	 mm	 mm	 kg	 kg
50-370	200x50 MHR 4PR		200	50	57	15	0.625	70
50-292	300x4 MHR 4PR		254	85	72	20	1.330	100
50-298	300x8 MHR 4PR		355	85	89	20	2.215	110
50-301	350x6 MHR 4PR		330	85	84	20	2.040	120
50-307	350x8 MHR 4PR		381	90	89	20	2.720	120
50-326	350x8x25 MHR 4PR		381	90	89	25	2.525	120
50-310	400x8 MHR 4PR		406	90	89	20	2.910	160
50-513	400x8x25 MHR 4PR		406	90	89	25	2.910	160
50-743	500x8x20 MHR 4PR		457	110	88	20	4.125	250

BODY : (M) POLYPROPYLENE
TREAD : (H) PNEUMATIC RUBBER
BEARING : (R) BALL BEARING

GROUND TEMP. FEATURE : ALL GROUNDS (PLAIN CONCRETE, PEBBLE, ASPHALT ETC.)
 : -35C° / +50C°
 : GROUND FRIENDLY + ABILITY TO WORK SILENTLY + ABILITY TO REDUCE GROUND IMPACTS



MHP-Ü			EN : POLYPROPYLENE RIM COVER WITH PNEUMATIC RUBBER TREAD, POLYAMIDE-BEARING (BLACK) FR : ROUE EN POLYPROPYLENE AVEC PALIER POLYAMIDE PNEUMATIQUE (NOIR) GR : POLYAMIDBUCHSEN-POLYPROPYLENRAD MIT PNEUMATISCHER KAUSCHUK LAUFFLÄCHE (SCHWARZ)					
CODE NO	WHEEL NAME		 mm	 mm	 mm	 mm	 kg	 kg
50-613	Ü 200x50 MHP 4PR		200	50	57	20	0.630	70
50-614	Ü 300x4 MHP 4PR		254	85	72	20	1.350	100
50-615	Ü 300x8 MHP 4PR		355	79	96	20	2.185	110
50-616	Ü 350x6 MHP 4PR		330	78	85	20	1.855	120
50-646	Ü 400x8 MHP 4PR		406	96	90	20	2.800	160

BODY : (M) POLYPROPYLENE
TREAD : (H) PNEUMATIC RUBBER (BLACK)
BEARING : (P) POLYAMIDE PLAIN BEARING (PA6)
 (Ü) HIGH QUALITY







GROUND TEMP. FEATURE : ALL GROUNDS (PLAIN CONCRETE, PEBBLE, ASPHALT ETC.)
 : -35C° / +50C°
 : GROUND FRIENDLY + ABILITY TO WORK SILENTLY + ABILITY TO REDUCE GROUND IMPACTS

PNEUMATIC WHEELS



MGP-Ü

EN : POLYPROPYLENE RIM COVER WITH PNEUMATIC RUBBER TREAD, POLYAMIDE-BEARING (GRAY)
 FR : ROUE EN POLYPROPYLENE AVEC PALIER POLYAMIDE PNEUMATIQUE (GRIS)
 GR : POLYAMIDBUCHSEN-POLYPROPYLENRAD MIT PNEUMATISCHER KAUSCHUK LAUFFLÄCHE (GRAU)

CODE NO	WHEEL NAME						
		mm	mm	mm	mm	kg	kg
50-597	Ü 200x50 MGP 4PR	200	50	57	20	0.630	70
50-633	Ü 300x4 MGP 4PR	254	85	72	20	1.350	100

BODY
TREAD
BEARING

: (M) POLYPROPYLENE
 : (G) PNEUMATIC RUBBER (GRAY)
 : (P) POLYAMIDE PLAIN BEARING (PA6)
 (U) HIGH QUALITY







GROUND
TEMP.
FEATURE

: ALL GROUNDS (PLAIN CONCRETE, PEBBLE, ASPHALT ETC.)
 : -35C° / +50C°
 : GROUND FRIENDLY + ABILITY TO WORK SILENTLY + ABILITY TO REDUCE GROUND IMPACTS



MHS-Ü

EN : POLYPROPYLENE RIM COVER WITH PNEUMATIC RUBBER TREAD, ROLLER-BEARING (BLACK)
 FR : ROUE À ROULEAUX POLYPROPYLENE PNEUMATIQUE (NOIR)
 GR : POLYPROPYLEN-SPULENRAD MIT PNEUMATISCHER KAUSCHUK LAUFFLÄCHE (SCHWARZ)

CODE NO	WHEEL NAME						
		mm	mm	mm	mm	kg	kg
50-618	Ü 200x50 MHS 4PR	200	50	57	15	0.650	70
50-619	Ü 300x4 MHS 4PR	254	50	72	20	1.200	100
50-620	Ü 300x8 MHS 4PR	355	79	90	20	2.460	110
50-621	Ü 350x6 MHS 4PR	330	78	85	20	2.090	120
50-647	Ü 400x8 MHS 4PR	406	96	90	20	2.015	160

BODY
TREAD
BEARING

: (M) POLYPROPYLENE
 : (H) PNEUMATIC RUBBER (BLACK)
 : (S) ROLLER BEARING
 (U) HIGH QUALITY







GROUND
TEMP.
FEATURE

: ALL GROUNDS (PLAIN CONCRETE, PEBBLE, ASPHALT ETC.)
 : -35C° / +50C°
 : GROUND FRIENDLY + ABILITY TO WORK SILENTLY + ABILITY TO REDUCE GROUND IMPACTS



MGS-Ü

EN : POLYPROPYLENE RIM COVER WITH PNEUMATIC RUBBER TREAD, ROLLER-BEARING (BLACK)
 FR : ROUE À ROULEAUX POLYPROPYLENE PNEUMATIQUE (NOIR)
 GR : POLYPROPYLEN-SPULENRAD MIT PNEUMATISCHER KAUSCHUK LAUFFLÄCHE (SCHWARZ)

CODE NO	WHEEL NAME	 mm	 mm	 mm	 mm	 kg	 kg
50-610	Ü 200x50 MGS 4PR	200	50	57	15	0.650	70
50-632	Ü 300x4 MGS 4PR	254	85	72	20	1.200	100

**BODY
TREAD
BEARING**

: (M) POLYPROPYLENE
 : (G) PNEUMATIC RUBBER (GRAY)
 : (S) ROLLER BEARING
 : (Ü) HIGH QUALITY







**GROUND
TEMP.
FEATURE**

: ALL GROUNDS (PLAIN CONCRETE, PEBBLE, ASPHALT ETC.)
 : -35C° / +50C°
 : GROUND FRIENDLY + ABILITY TO WORK SILENTLY + ABILITY TO REDUCE GROUND IMPACTS



MHR-Ü

EN : POLYPROPYLENE RIM COVER WITH PNEUMATIC RUBBER TREAD, BALL-BEARING (BLACK)
 FR : ROUE AVEC ROULEMENT POLYPROPYLENE PNEUMATIQUE (NOIR)
 GR : POLYPROPYLEN-LAGERRAD MIT PNEUMATISCHER KAUSCHUK LAUFFLÄCHE (SCHWARZ)

CODE NO	WHEEL NAME	 mm	 mm	 mm	 mm	 kg	 kg
50-623	Ü 200x50 MHR 4PR	200	50	57	15	0.640	70
50-624	Ü 300x4 MHR 4PR	254	50	72	20	1.500	100
50-625	Ü 300x8 MHR 4PR	355	76	90	20	2.215	110
50-626	Ü 350x6 MHR 4PR	330	78	85	20	2.110	120
50-648	Ü 400x8 MHR 4PR	406	96	90	20	2.910	160

**BODY
TREAD
BEARING**

: (M) POLYPROPYLENE
 : (H) PNEUMATIC RUBBER (BLACK)
 : (R) BALL BEARING
 : (Ü) HIGH QUALITY

**GROUND
TEMP.
FEATURE**

: ALL GROUNDS (PLAIN CONCRETE, PEBBLE, ASPHALT ETC.)
 : -35C° / +50C°
 : GROUND FRIENDLY + ABILITY TO WORK SILENTLY + ABILITY TO REDUCE GROUND IMPACTS

PNEUMATIC WHEELS



MGR-Ü			EN : POLYPROPYLENE RIM COVER WITH PNEUMATIC RUBBER TREAD, BALL-BEARING (GRAY) FR : ROUE AVEC ROULEMENT POLYPROPYLENE PNEUMATIQUE (GRIS) GR : POLYPROPYLEN-LAGERRAD MIT PNEUMATISCHER KAUSCHUK LAUFFLÄCHE (GRAU)					
CODE NO	WHEEL NAME		mm	mm	mm	mm	kg	kg
50-634	Ü 200x50 MGR 4PR		200	50	57	15	0.640	70
50-571	Ü 300x4 MGR 4PR		254	85	72	20	1.500	100

BODY TREAD BEARING : (M) POLYPROPYLENE
: (G) PNEUMATIC RUBBER (GRAY)
: (R) BALL BEARING
: (U) HIGH QUALITY

GROUND TEMP. FEATURE : ALL GROUNDS (PLAIN CONCRETE, PEBBLE, ASPHALT ETC.)
: -35C° / +50C°
: GROUND FRIENDLY + ABILITY TO WORK SILENTLY + ABILITY TO REDUCE GROUND IMPACTS



MHR			EN : POLYPROPYLENE WITH PNEUMATIC RUBBER TREAD BALL BEARING FR : ROUE AVEC ROULEMENT POLYPROPYLENE PNEUMATIQUE GR : POLYPROPYLEN-LAGERRAD MIT PNEUMATISCHER KAUSCHUK LAUFFLÄCHE					
CODE NO	WHEEL NAME		mm	mm	mm	mm	kg	kg
50-707	13x5.00x6x20 MHR 2PR		330	100	84	20	2.534	200

BODY TREAD BEARING : (M) POLYPROPYLENE
: (H) PNEUMATIC RUBBER (BLACK)
: (R) BALL BEARING

GROUND TEMP. FEATURE : ALL GROUNDS (PLAIN CONCRETE, PEBBLE, ASPHALT ETC.)
: -35C° / +50C°
: GROUND FRIENDLY + ABILITY TO WORK SILENTLY + ABILITY TO REDUCE GROUND IMPACTS



MHR			EN : POLYPROPYLENE WITH PNEUMATIC RUBBER TREAD BALL BEARING FR : ROUE AVEC ROULEMENT POLYPROPYLENE PNEUMATIQUE GR : POLYPROPYLEN-LAGERRAD MIT PNEUMATISCHER KAUSCHUK LAUFFLÄCHE					
CODE NO	WHEEL NAME		mm	mm	mm	mm	kg	kg
50-709	480/400x8x20 MHR 4PR		447	115	88	20	2.910	450
50-760	500x8x20 MHR 4PR		430	105	88	20	4.065	500

BODY TREAD BEARING : (M) POLYPROPYLENE
: (H) PNEUMATIC RUBBER (BLACK)
: (R) BALL BEARING

GROUND TEMP. FEATURE : ALL GROUNDS (PLAIN CONCRETE, PEBBLE, ASPHALT ETC.)
: -35C° / +50C°
: GROUND FRIENDLY + ABILITY TO WORK SILENTLY + ABILITY TO REDUCE GROUND IMPACTS

WHEEL WITH PNEUMATIC RUBBER ON STEEL RIM



SH		EN : STEEL RIM COVER WITH PNEUMATIC RUBBER TREAD (BLACK) FR : ROUE AVEC ENJOLIVEUR PNEUMATIQUE EN TÔLE (NOIR) GR : BLECH-ACHSBUCHENFELGENRAD MIT PNEUMATISCHER KAUTSCHUK LAUFFLÄCHE (SCHWARZ)				
CODE NO	WHEEL NAME	mm	mm	kg	kg	
50-359	300x8 SH 4PR	355	100	2.820	120	
50-360	350x8 SH 4PR 3 HOLES	381	100	2.945	130	
50-676	350x8 SH 4PR 4 HOLES	381	80	2.945	130	
50-361	400x8 SH 4PR 3 HOLES	406	100	3.250	150	
50-314	400x8 SH 4PR 4 HOLES	406	80	3.280	150	
50-519	400x8 SH 6PR 3 HOLES	406	100	3.280	150	

BODY : (S) STEEL RIM
TREAD : (H) PNEUMATIC RUBBER
BEARING : (-) WITHOUT BEARING, HUB RIM

GROUND TEMP. FEATURE : ALL GROUNDS (PLAIN CONCRETE, PEBBLE, ASPHALT ETC.)
: -35C° / +50C°
: GROUND FRIENDLY + ABILITY TO WORK SILENTLY + ABILITY TO REDUCE GROUND IMPACTS



SH		EN : STEEL RIM COVER WITH PNEUMATIC RUBBER TREAD (BLACK) FR : ROUE AVEC ENJOLIVEUR PNEUMATIQUE EN TÔLE (NOIR) GR : BLECH-ACHSBUCHENFELGENRAD MIT PNEUMATISCHER KAUTSCHUK LAUFFLÄCHE (SCHWARZ)				
CODE NO	WHEEL NAME	mm	mm	kg	kg	
50-738	480/480x8 Ø80 SH	406	93	3.675	160	
50-750	500x8 SH 4 HOLES	457	110	5.000	250	
50-756	500x8 Ø80 SH 4 HOLES	430	105	5.020	500	

BODY : (S) STEEL RIM
TREAD : (H) PNEUMATIC RUBBER
BEARING : (-) WITHOUT BEARING, HUB RIM

GROUND TEMP. FEATURE : ALL GROUNDS (PLAIN CONCRETE, PEBBLE, ASPHALT ETC.)
: -35C° / +50C°
: GROUND FRIENDLY + ABILITY TO WORK SILENTLY + ABILITY TO REDUCE GROUND IMPACTS



SHB		EN : STEEL RIM COVER WITH PNEUMATIC RUBBER TREAD, POLYAMIDE PLAIN-BEARING (BLACK) FR : ROUE EN TÔLE AVEC PALIER POLYAMIDE PNEUMATIQUE (NOIR) GR : POLYAMIDBUCHSEN-BLECHRAD MIT PNEUMATISCHER KAUTSCHUK LAUFFLÄCHE (SCHWARZ)					
CODE NO	WHEEL NAME	mm	mm	mm	mm	kg	kg
50-533	300x4 SHB 4PR	254	85	83	20	2.500	110
50-339	300x8 SHB 4PR	355	80	83	20	2.785	120
50-330	350x6 SHB 4PR	330	80	90	20	2.235	120
50-497	350x7 SHB 4PR	356	85	65	20	1.880	130
50-334	350x8 SHB 4PR	381	85	83	20	3.175	130
50-344	400x8 SHB 4PR	406	90	83	20	3.230	150
50-510	400x8 SHB 6PR	406	90	83	20	3.230	150

BODY : (S) STEEL RIM
TREAD : (H) PNEUMATIC RUBBER
BEARING : (B) POLYAMIDE PLAIN BEARING (PA6)

GROUND TEMP. FEATURE : ALL GROUNDS (PLAIN CONCRETE, PEBBLE, ASPHALT ETC.)
: -35C° / +50C°
: GROUND FRIENDLY + ABILITY TO WORK SILENTLY + ABILITY TO REDUCE GROUND IMPACTS

WHEEL WITH PNEUMATIC RUBBER ON STEEL RIM



SHS			EN : STEEL RIM WITH PNEUMATIC RUBBER TREAD ROLLER BEARING FR : ROUE À ROULEAUX EN TÔLE PNEUMATIQUE GR : BLECH-SPULENRAD MIT PNEUMATISCHER KAUSCHUK LAUFLÄCHE					
CODE NO	WHEEL NAME		mm	mm	mm	mm	kg	kg
50-324	300x4	SHS 4PR	254	85	83	20	1.410	100
50-340	300x8	SHS 4PR	355	80	83	20	2.820	120
50-327	350x6	SHS 4PR	330	80	83	20	2.260	120
50-496	350x7	SHS 4PR	356	85	65	20	2.010	130
50-335	350x8	SHS 4PR	381	85	83	20	5.000	130
50-345	400x8	SHS 4PR	406	90	83	20	3.325	150
50-514	400x8	SHS 6PR	406	90	83	20	3.325	150

BODY : (S) STEEL RIM
TREAD : (H) PNEUMATIC RUBBER
BEARING : (S) ROLLER BEARING

GROUND TEMP. FEATURE : ALL GROUNDS (PLAIN CONCRETE, PEBBLE, ASPHALT ETC.)
 : -35C° / +50C°
 : GROUND FRIENDLY + ABILITY TO WORK SILENTLY + ABILITY TO REDUCE GROUND IMPACTS









SHR			EN : STEEL RIM COVER WITH PNEUMATIC RUBBER TREAD, BALL-BEARING (BLACK) FR : ROUE AVEC ROULEMENT EN TÔLE PNEUMATIQUE (NOIR) GR : BLECH-LAGERRAD MIT PNEUMATISCHER KAUSCHUK LAUFLÄCHE (SCHWARZ)					
CODE NO	WHEEL NAME		mm	mm	mm	mm	kg	kg
50-710	480/400x8x20	SHR 4PR	447	115	80	20	4.092	450
50-746	500x8x20	SHR	457	110	81	20	5.175	500

BODY : (S) STEEL RIM
TREAD : (H) PNEUMATIC RUBBER
BEARING : (R) BALL BEARING

GROUND TEMP. FEATURE : ALL GROUNDS (PLAIN CONCRETE, PEBBLE, ASPHALT ETC.)
 : -35C° / +50C°
 : GROUND FRIENDLY + ABILITY TO WORK SILENTLY + ABILITY TO REDUCE GROUND IMPACTS



SHR			EN : STEEL RIM COVER WITH PNEUMATIC RUBBER TREAD, BALL-BEARING (BLACK) FR : ROUE AVEC ROULEMENT EN TÔLE PNEUMATIQUE (NOIR) GR : BLECH-LAGERRAD MIT PNEUMATISCHER KAUSCHUK LAUFLÄCHE (SCHWARZ)						
CODE NO	WHEEL NAME		 mm	 mm	 mm	 mm	 kg	 kg	
50-612	300x4x20	SHR 4PR	254	85	83	20	1.652	100	
50-341	300x8x20	SHR 4PR	355	80	83	20	3.065	120	
50-342	300x8x25	SHR 4PR	355	80	83	25	3.015	120	
50-343	300x8x30	SHR 4PR	355	80	83	30	3.075	120	
50-328	350x6x20	SHR 4PR	330	80	90	20	3.200	120	
50-329	350x6x25	SHR 4PR	330	80	90	25	3.200	120	
50-336	350x8x20	SHR 4PR	381	85	83	20	3.200	130	
50-337	350x8x25	SHR 4PR	381	85	83	25	3.170	130	
50-338	350x8x30	SHR 4PR	381	85	83	30	4.025	130	
50-538	350x8x20	SHR 6PR	381	85	83	20	4.025	130	
50-523	350x8x25	SHR 6PR	381	85	83	25	4.025	130	
50-540	350x8x30	SHR 6PR	381	85	83	30	4.025	130	
50-346	400x8x20	SHR 4PR	406	90	83	20	3.465	160	
50-347	400x8x25	SHR 4PR	406	90	83	25	3.350	160	
50-348	400x8x30	SHR 4PR	406	90	83	30	4.165	160	
50-527	400x8x20	SHR 6PR	406	90	83	20	4.165	160	
50-525	400x8x25	SHR 6PR	406	90	83	25	4.165	160	
50-526	400x8x30	SHR 6PR	406	90	83	30	4.165	160	
50-706	500x8x20	SHR 4PR	457	115	100	20	5.938	250	

BODY : (S) STEEL RIM
TREAD : (H) PNEUMATIC RUBBER
BEARING : (R) BALL BEARING

GROUND TEMP. FEATURE : ALL GROUNDS (PLAIN CONCRETE, PEBBLE, ASPHALT ETC.)
 : -35C° / +50C°
 : GROUND FRIENDLY + ABILITY TO WORK SILENTLY + ABILITY TO REDUCE GROUND IMPACTS

WHEEL WITH PNEUMATIC RUBBER ON STEEL RIM



SHR		EN : STEEL RIM COVER WITH PNEUMATIC RUBBER TREAD, BALL-BEARING (BLACK) FR : ROUE AVEC ROULEMENT EN TÔLE PNEUMATIQUE (NOIR) GR : BLECH-LAGERRAD MIT PNEUMATISCHER KAUSCHUK LAUFFLÄCHE (SCHWARZ)					
CODE NO	WHEEL NAME	mm	mm	mm	mm	kg	kg
50-708	13x5.00x6x20 SHR 4PR	330	100	84	20	2.650	250

BODY TREAD BEARING : (S) STEEL RIM
: (H) PNEUMATIC RUBBER
: (R) BALL BEARING

GROUND TEMP. FEATURE : ALL GROUNDS (PLAIN CONCRETE, PEBBLE, ASPHALT ETC.)
: -35C° / +50C°
: GROUND FRIENDLY + ABILITY TO WORK SILENTLY + ABILITY TO REDUCE GROUND IMPACTS



SH-Ü		EN : STEEL RIM COVER WITH PNEUMATIC RUBBER TREAD (BLACK) FR : ROUE AVEC ENJOLIVEUR PNEUMATIQUE EN TÔLE (NOIR) GR : BLECH-ACHSBUCHENFELGENRAD MIT PNEUMATISCHER KAUSCHUK LAUFFLÄCHE (SCHWARZ)					
CODE NO	WHEEL NAME	mm	mm	mm	kg	kg	
50-596	Ü 300x8 SH 4PR	355	83	90	2.820	120	

BODY TREAD BEARING : (S) STEEL RIM
: (H) PNEUMATIC RUBBER
: (Ü) WITHOUT BEARING, HUB RIM
: (U) HIGH QUALITY

GROUND TEMP. FEATURE : ALL GROUNDS (PLAIN CONCRETE, PEBBLE, ASPHALT ETC.)
: -35C° / +50C°
: GROUND FRIENDLY + ABILITY TO WORK SILENTLY + ABILITY TO REDUCE GROUND IMPACTS



SHB-Ü		EN : STEEL RIM COVER WITH PNEUMATIC RUBBER TREAD, POLYAMIDE PLAIN-BEARING (BLACK) FR : ROUE EN TÔLE AVEC PALIER POLYAMIDE PNEUMATIQUE (NOIR) GR : POLYAMIDBUCHSEN-BLECHRAD MIT PNEUMATISCHER KAUSCHUK LAUFFLÄCHE (SCHWARZ)					
CODE NO	WHEEL NAME	mm	mm	mm	mm	kg	kg
50-604	Ü 300x4 SHB 4PR	254	80	62	20	2.500	110
50-598	Ü 300x8 SHB 4PR	355	83	81	20	2.785	120
50-599	Ü 350x6 SHB 4PR	330	78	75	20	2.235	120
50-627	Ü 400x8 SHB 4PR	406	96	82	20	3.230	150







BODY TREAD BEARING : (S) STEEL RIM
: (H) PNEUMATIC RUBBER
: (B) POLYAMIDE PLAIN BEARING (PA6)
: (U) HIGH QUALITY

GROUND TEMP. FEATURE : ALL GROUNDS (PLAIN CONCRETE, PEBBLE, ASPHALT ETC.)
: -35C° / +50C°
: GROUND FRIENDLY + ABILITY TO WORK SILENTLY + ABILITY TO REDUCE GROUND IMPACTS



SHS-Ü

EN : STEEL RIM COVER WITH PNEUMATIC RUBBER TREAD, ROLLER-BEARING (BLACK)
 FR : ROUE À ROULEAUX EN TÔLE PNEUMATIQUE (NOIR)
 GR : BLECH-SPULENRAD MIT PNEUMATISCHER KAUTSCHUK LAUFFLÄCHE (SCHWARZ)

CODE NO	WHEEL NAME	 mm	 mm	 mm	 mm	 kg	 kg
50-601	Ü 300x4 SHS 4PR	254	80	62	20	1.410	110
50-603	Ü 350x6 SHS 4PR	330	78	75	20	2.260	120
50-602	Ü 300x8 SHS 4PR	355	83	81	20	2.820	125
50-631	Ü 400x8 SHS 4PR	406	96	82	20	3.325	150







BODY : (S) STEEL RIM
TREAD : (H) PNEUMATIC RUBBER
BEARING : (S) ROLLER BEARING
 (U) HIGH QUALITY

GROUND TEMP. FEATURE : ALL GROUNDS (PLAIN CONCRETE, PEBBLE, ASPHALT ETC.)
 : -35C° / +50C°
 : GROUND FRIENDLY + ABILITY TO WORK SILENTLY + ABILITY TO REDUCE GROUND IMPACTS



SGS-Ü

EN : STEEL RIM COVER WITH PNEUMATIC RUBBER TREAD, ROLLER-BEARING (GRAY)
 FR : ROUE À ROULEAUX EN TÔLE PNEUMATIQUE (GRIS)
 GR : BLECH-SPULENRAD MIT PNEUMATISCHER KAUTSCHUK LAUFFLÄCHE (GRAU)

CODE NO	WHEEL NAME	 mm	 mm	 mm	 mm	 kg	 kg
50-634	Ü 300x4 SGS 4PR	254	80	62	20	2.670	110

BODY : (S) STEEL RIM
TREAD : (G) PNEUMATIC RUBBER
BEARING : (S) ROLLER BEARING
 (U) HIGH QUALITY







GROUND TEMP. FEATURE : ALL GROUNDS (PLAIN CONCRETE, PEBBLE, ASPHALT ETC.)
 : -35C° / +50C°
 : GROUND FRIENDLY + ABILITY TO WORK SILENTLY + ABILITY TO REDUCE GROUND IMPACTS

WHEEL WITH PNEUMATIC RUBBER ON STEEL RIM



SHR-Ü

EN : STEEL RIM COVER WITH PNEUMATIC RUBBER TREAD, BALL-BEARING (BLACK)
FR : ROUE AVEC ROULEMENT EN TOLE PNEUMATIQUE (NOIR)
GR : BLECH-LAGERRAD MIT PNEUMATISCHER KAUSCHUK LAUFFLÄCHE (SCHWARZ)

CODE NO	WHEEL NAME	 mm	 mm	 mm	 mm	 kg	 kg
50-611	Ü 300x4x15 SHR 4PR	254	80	62	15	1.490	100
50-628	Ü 300x4x20 SHR 4PR	254	80	62	20	1.490	100
50-605	Ü 300x8x20 SHR 4PR	355	85	72	20	3.065	120
50-606	Ü 300x8x25 SHR 4PR	355	85	72	25	3.065	120
50-607	Ü 300x8x30 SHR 4PR	355	85	72	30	3.065	120
50-608	Ü 350x6x20 SHR 4PR	330	82	75	20	3.200	120
50-609	Ü 350x6x25 SHR 4PR	330	82	75	25	3.200	120
50-652	Ü 400x8x20 SHR 4PR	406	96	82	20	3.465	120
50-651	Ü 400x8x25 SHR 4PR	406	96	82	25	3.465	150
50-649	Ü 400x8x30 SHR 4PR	406	96	82	30	3.465	150

BODY : (S) STEEL RIM
TREAD : (H) PNEUMATIC RUBBER
BEARING : (B) BALL BEARING
(U) HIGH QUALITY

GROUND : ALL GROUNDS (PLAIN CONCRETE, PEBBLE, ASPHALT ETC.)
TEMP. : -35C° / +50C°
FEATURE : GROUND FRIENDLY + ABILITY TO WORK SILENTLY + ABILITY TO REDUCE GROUND IMPACTS



CPR			EN : POLYAMIDE WITH REINFORCED POLYPROPYLENE TREAD, BALL-BEARING FR : ROUE AVEC ROULEMENT RENFORCÉ THERMOPLASTIQUE AU BANDAGE POLYAMIDE GR : VERSTÄRKTER THERMOPLASTIK-KUGELLAGERRAD MIT POLYAMID LAUFLÄCHE					
CODE NO	WHEEL NAME		mm	mm	mm	mm	kg	kg
50-183	100x35	CPR	100	35	40	15	0.380	400
50-184	125x40	CPR	125	40	44	15	0.475	500
50-185	150x45	CPR	150	45	44	17	0.725	600
50-286	200x50	CPR	200	50	56	20	0.970	900

BODY : (C) REINFORCED PROPYLENE
TREAD : (P) POLYAMIDE 6 LOG (PA6)
BEARING : (R) BALL BEARING

GROUND : PLAIN AND SMOOTH (EPOXY, SMOOTH CONCRETE ETC.)
TEMP. : -35C° / +80C°
FEATURE : CHEMICAL RESISTANCE



C2UR			EN : REINFORCED THERMOPLASTIC WITH OVAL POLYURETHANE TREAD BALL BEARING FR : ROUE AVEC ROULEMENT POLYURETHANE EN THERMOPLASTIQUE RENFORCÉ GR : VERSTÄRKTER THERMOPLASTIK-KUGELLAGERRAD MIT POLYURETHANE LAUFLÄCHE					
CODE NO	WHEEL NAME		mm	mm	mm	mm	kg	kg
50-385	150x45	C2UR	150	45	46	17	0.765	400

BODY : (C) REINFORCED PROPYLENE
TREAD TYPE : (2) RADIUS (OVAL)
TREAD : (U) POLYURETHANE INJ. (PU)
BEARING : (R) BALL BEARING

GROUND : ALL GROUNDS (PLAIN CONCRETE, PEBBLE, ASPHALT ETC.)
TEMP. : -30C° / +80C°
FEATURE : GROUND FRIENDLY + CHEMICAL RESISTANCE + LOW PROPULSION RESISTANCE + HIGH MANOEUVRE CAPABILITY



KAMA PRES SANAYİ ve TİCARET A.Ş.

Evren Mahallesi Gülbahar Caddesi No: 92
34212 Bağcılar - İSTANBUL - TURKEY

Tel: +90 (212) 655 21 00 PBX • Fax: +90 (212) 550 35 29

www.kama.com.tr • e-mail: export@kama.com.tr



15/10/2014 - 1000 AD

